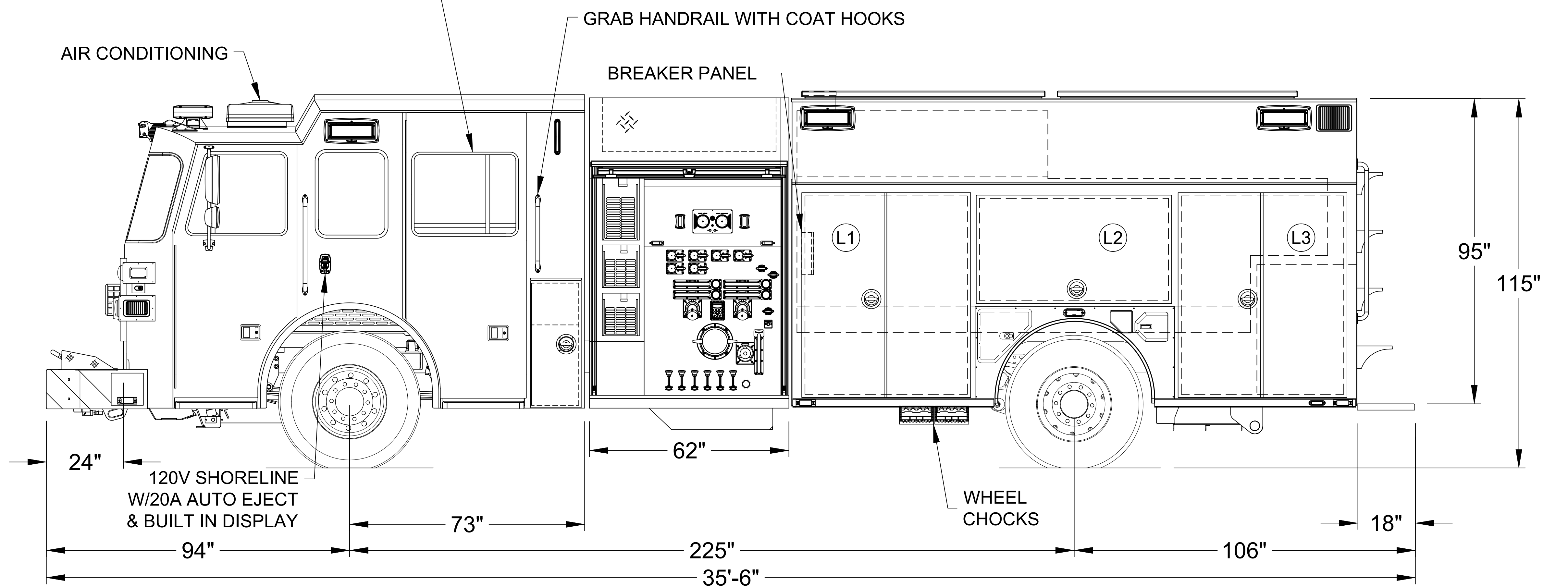
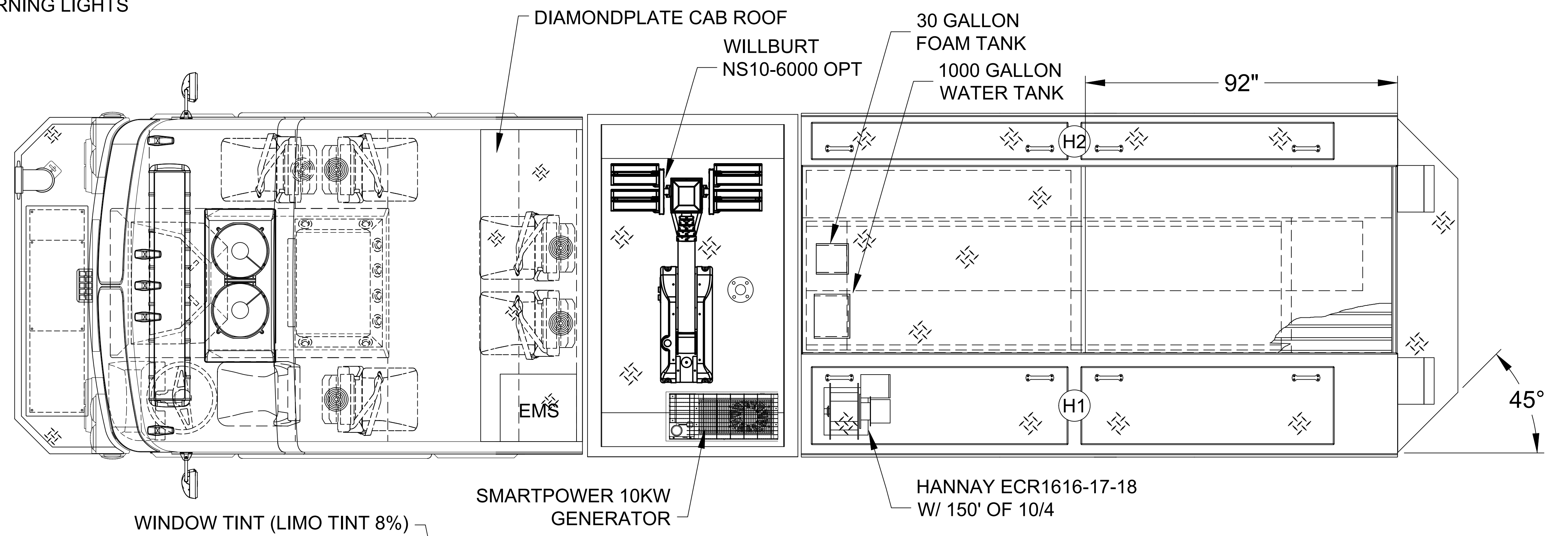
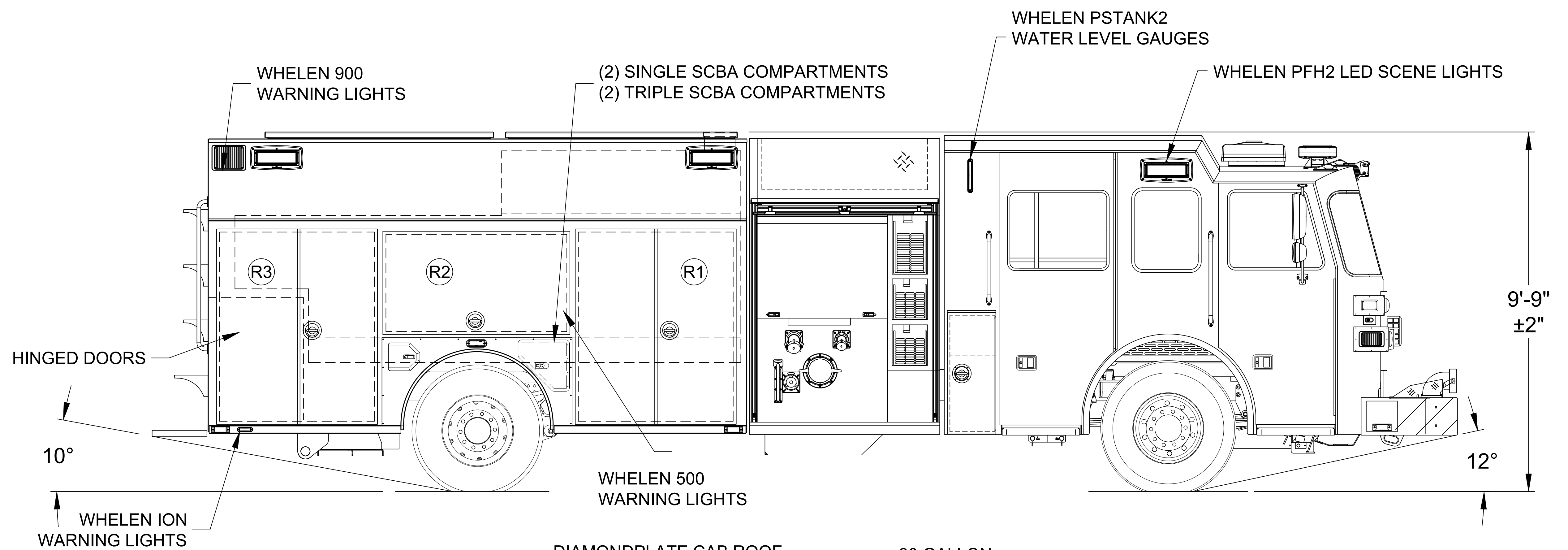
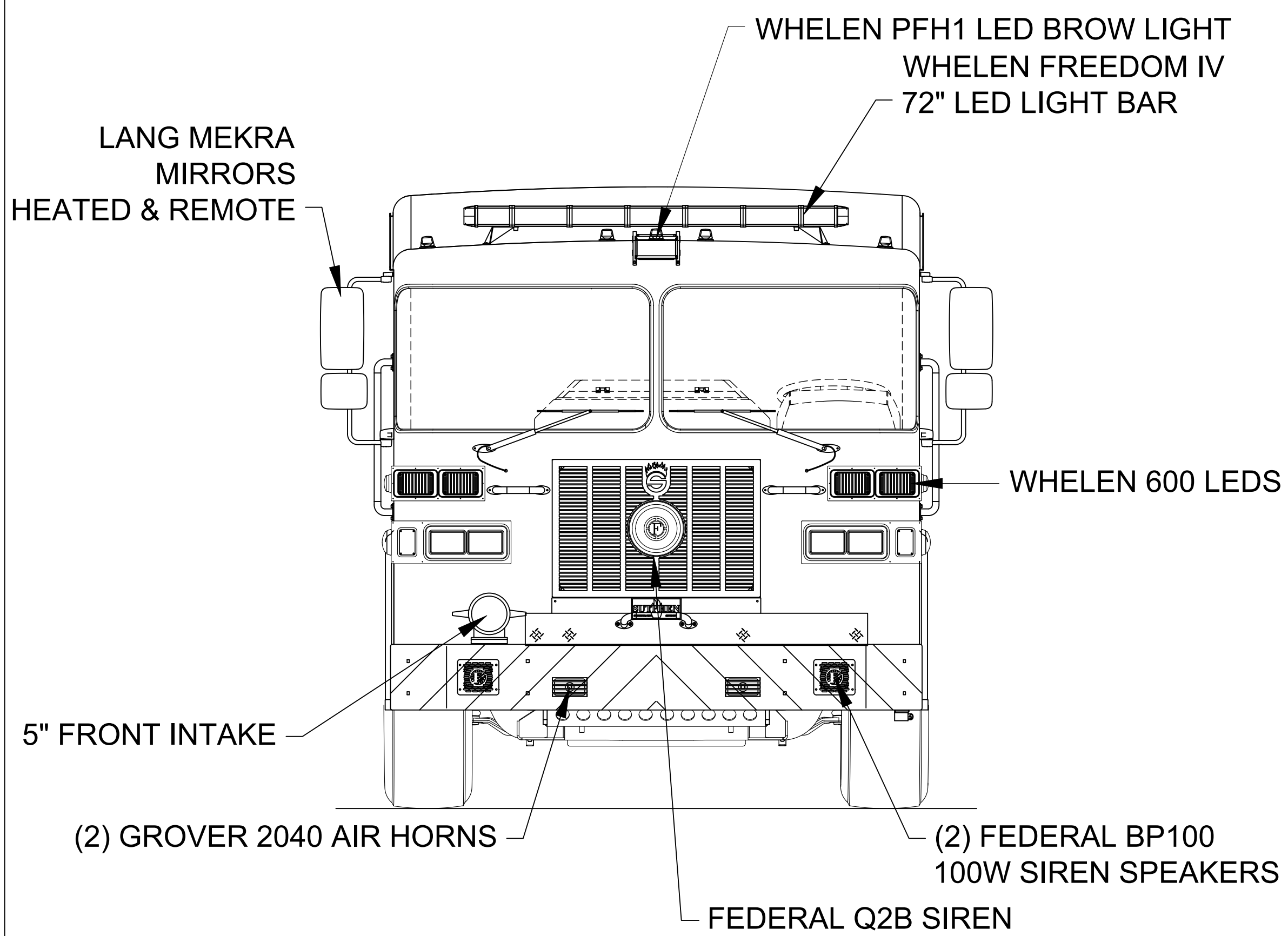


LEFT SIDE COMPARTMENTS				
COMPT	DOORS	OPENING DIMENSIONS	INSIDE DIMENSIONS	VOLUME
L1	SINGLE	48.5" W X 58.4" H	56.1" W X 66" H X 27.3" D	53.1 CU. FT.
L2	LIFT-UP	55.0" W X 31.9" H	61.6" W X 36.8" H X 27.3" D	29.8 CU. FT.
L3	DOUBLE	48.5" W X 58.4" H	53.4" W X 66" H X 27.3" D	49.6 CU. FT.
H1	LIFT-UP	(2) 23.25" W X 73.25" I	174.7" W X 24.8" H X 29.2" D	73.2 CU. FT.

RIGHT SIDE COMPARTMENTS				
COMPT	DOORS	OPENING DIMENSIONS	INSIDE DIMENSIONS	VOLUME
R1	SINGLE	48.5" W X 58.4" H	56.1" W X 66" H X 27.3" D	53.1 CU. FT.
R2	LIFT-UP	55.0" W X 31.9" H	61.6" W X 36.8" H X 27.3" D	29.8 CU. FT.
R3	DOUBLE	48.5" W X 58.4" H	53.4" W X 66" H X 27.3" D	49.6 CU. FT.
H2	LIFT-UP	(2) 9.25" W X 73.25" I	174.7" W X 24.8" H X 14.2" D	35.6 CU. FT.

REAR STEP COMPARTMENT				
COMPT	DOORS	OPENING DIMENSIONS	INSIDE DIMENSIONS	VOLUME
A1	ROLL-UP	37.5" W X 30.8" H	40" W X 40" H X 31" D	28.7 CU. FT.
TOTAL: 402.5 CU. FT.				



DIMENSIONS SHOWN ON THIS DRAWING ARE APPROXIMATE AND ARE SUBJECT TO MINOR DEVIATIONS DURING CONSTRUCTION.
 IN THE EVENT OF A DISCREPANCY BETWEEN THE SUTPHEN SPECIFICATIONS AND DRAWING, THE SUTPHEN SPECIFICATIONS SHALL PREVAIL.
 DRAWING IS FOR REFERENCE ONLY. SOME ITEMS PROPOSED MAY NOT BE SHOWN OR NOTED.

CUSTOMER APPROVAL

NAME: _____

TITLE: _____

DATE: _____

REV.	DESCRIPTION	BY	DATE

THIS PRINT IS PROVIDED ON A RESTRICTED BASIS AND IS NOT TO BE USED IN ANY WAY DETRIMENTAL TO THE INTEREST OF SUTPHEN CORPORATION.

DATE: 08/12/2021
 DRAWN BY: D.NAYLOR
 REVIEWER: J.HOWELL
 APPROVER: K.EXEL
 MFG. FACILITY: DUBLIN

SUTPHEN
 LYON TOWNSHIP FIRE DEPARTMENT
 NEW HUDSON, MI
 CUSTOM PUMPER - PA-18
 DWG. NO.: LYON TWP (NEW HUDSON), MI (2021 PA-18).dwg