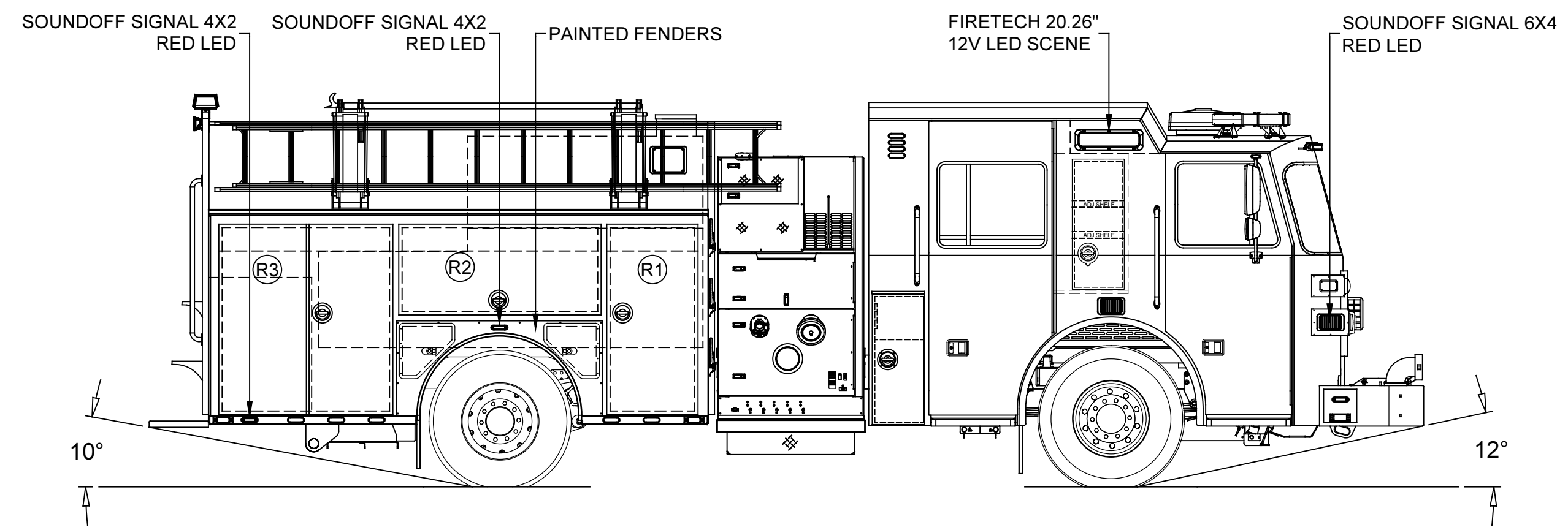


HOSE LOAD
500' OF 2.5"
1000' OF 5"
400' OF 1.75"

LADDER RACK
24' 2-SECT
14' ROOF
(2) PIKE POLE
10' FOLDING

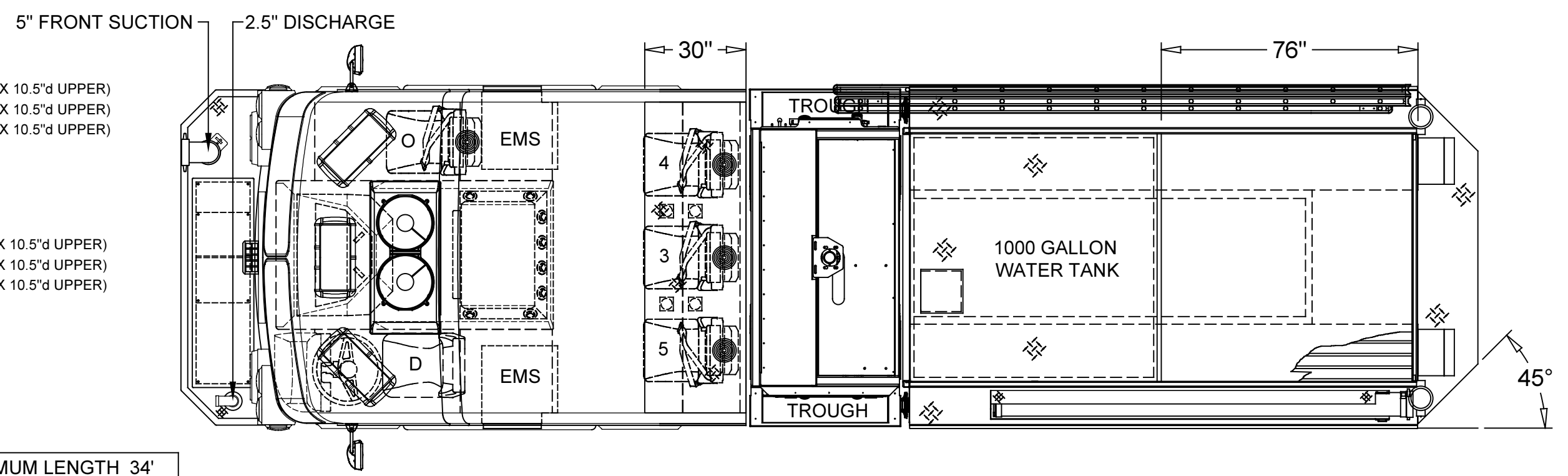


LEFT SIDE COMPARTMENTS				
COMPT	DOORS	OPENING DIMENSIONS	INSIDE DIMENSIONS	VOLUME
L1	SINGLE	23.5" w X 58.4" h	31.1" w X 66" h X 27.3" d	27.0 CU. FT. (18" h X 10.5" d UPPER)
L2	LIFT-UP	55.0" w X 31.9" h	61.6" w X 36.8" h X 27.3" d	25.0 CU. FT. (18" h X 10.5" d UPPER)
L3	DOUBLE	48.5" w X 58.4" h	53.4" w X 66" h X 27.3" d	46.3 CU. FT. (18" h X 10.5" d UPPER)

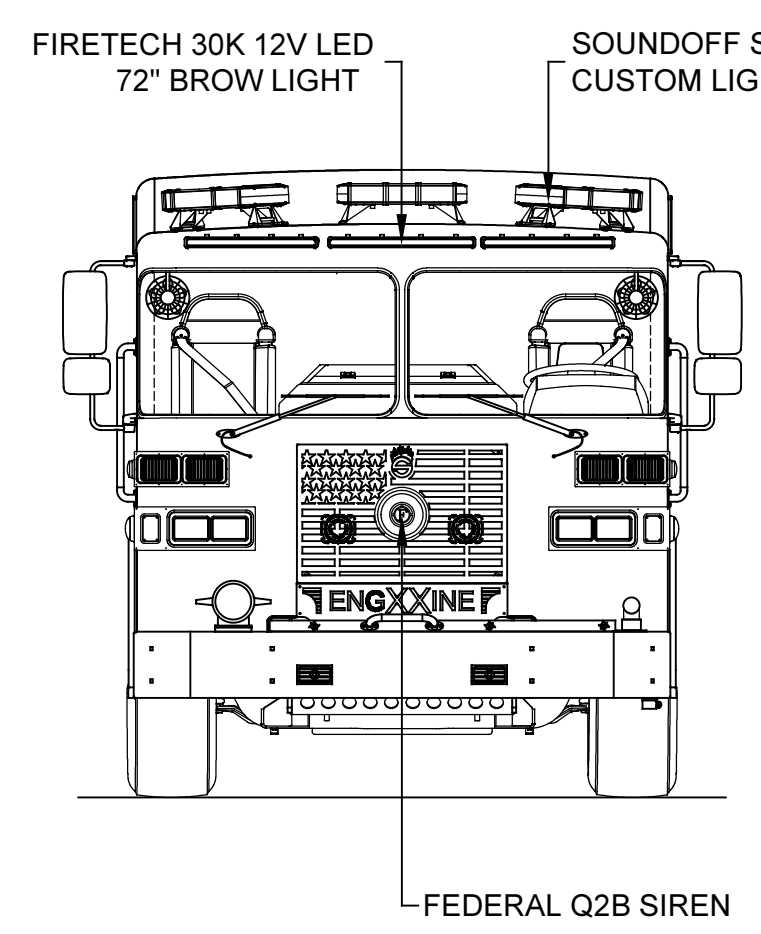
RIGHT SIDE COMPARTMENTS				
COMPT	DOORS	OPENING DIMENSIONS	INSIDE DIMENSIONS	VOLUME
R1	SINGLE	23.5" w X 52.4" h	31.1" w X 60" h X 27.3" d	25.9 CU. FT. (12" h X 10.5" d UPPER)
R2	LIFT-UP	55.0" w X 25.9" h	61.6" w X 30.8" h X 27.3" d	22.8 CU. FT. (12" h X 10.5" d UPPER)
R3	DOUBLE	48.5" w X 52.4" h	53.4" w X 60" h X 27.3" d	44.4 CU. FT. (12" h X 10.5" d UPPER)

REAR STEP COMPARTMENT				
COMPT	DOORS	OPENING DIMENSIONS	INSIDE DIMENSIONS	VOLUME
A1	DOUBLE	37.0" w X 32.1" h	40" w X 40" h X 31" d	28.7 CU. FT.

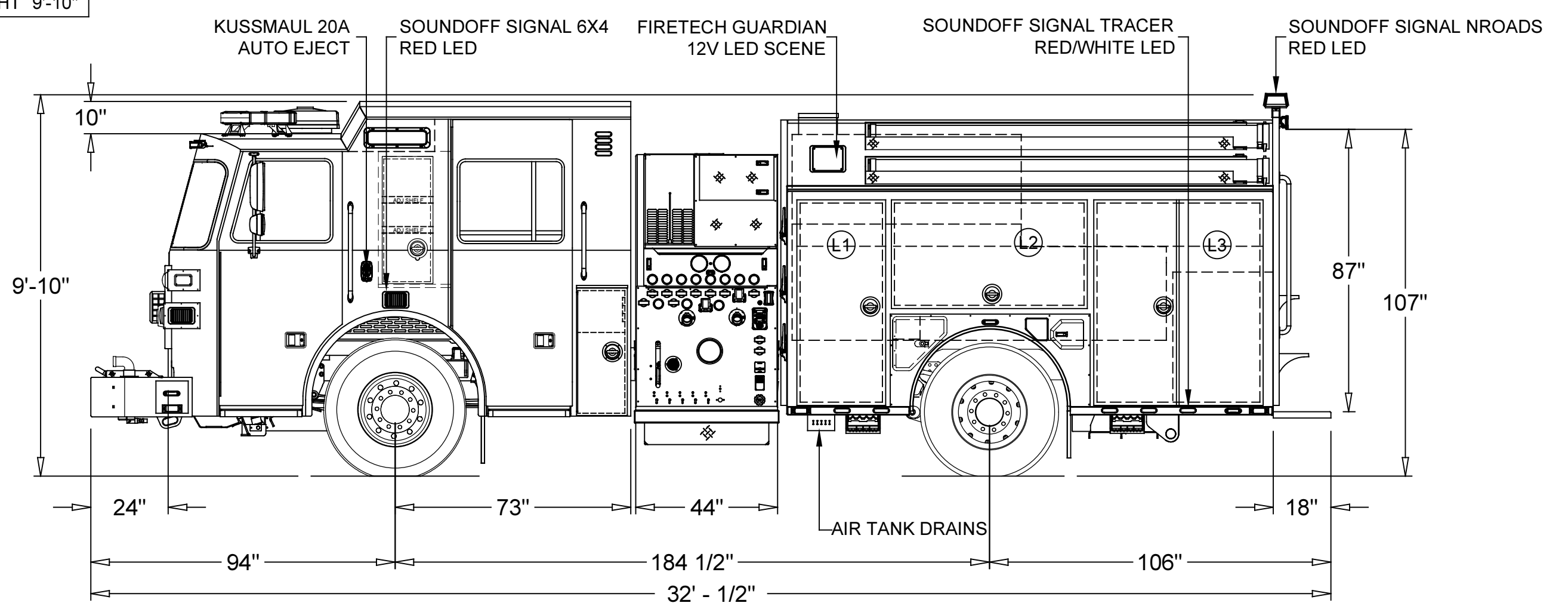
TOTAL: 220.0 CU.FT.



MAXIMUM LENGTH 34'
MAXIMUM HEIGHT 9'-10"



TWO TONE CAB & BODY
-BLACK OVER RED.
-CAB PAINT BREAK: OPTION #1.
-BODY PAINT BREAK: DOWN TO DRIP RAIL.



DIMENSIONS SHOWN ON THIS DRAWING ARE APPROXIMATE AND ARE SUBJECT TO MINOR DEVIATIONS DURING CONSTRUCTION.

IN THE EVENT OF A DISCREPANCY BETWEEN THE SUTPHEN SPECIFICATIONS AND DRAWING, THE SUTPHEN SPECIFICATIONS SHALL PREVAIL.

DRAWING IS FOR REFERENCE ONLY. SOME ITEMS PROPOSED MAY NOT BE SHOWN OR NOTED.

CUSTOMER APPROVAL

NAME: _____

TITLE: _____

DATE: _____

PRE-REV	DESCRIPTION	BY	DATE
PRE-REV-A	SHOP ORDER	ML	09/30/22

THIS PRINT IS PROVIDED ON A RESTRICTED BASIS AND IS NOT TO BE USED IN ANY WAY DETRIMENTAL TO THE INTEREST OF SUTPHEN CORPORATION.

DATE: 12/03/2021
DRAWN BY: M. LUSCHER
MFG. FACILITY: DUBLIN

DAVISON FIRE DEPARTMENT
DAVISON, MI

PROGRAM PUMPER - S4M

DWG. NO.: HS-7584-85



Sutphen
Component Report
 Dealership: Apollo Fire
 Equipment

HS-7584-85 Davison-Richfield, MI (S4M)

Order#: SOB003388
 Contact: Brian Flewelling
 Position: Fire Chief
 Phone: 810-653-5671
 Mobile: 810-577-2883
 Email: chief1@davisonfire.com


Bill To	Ship To
Customer: Davison-Richfield Contact: Brian Flewelling, Fire Chief Address: 403 South Main Street Davison, MI 48423	Customer: Davison-Richfield Contact: Brian Flewelling, Fire Chief Address: 403 South Main Street Davison, MI 48423

Comments
Project Coordinator: Matt Luscher Sales Person: David Desrochers Revision Level: PRE-REV-A Truck Type: Program Pumper 2, S4M Body Facility: Dublin

Line	Item #	Qty	Item Description/Comments
1		1	**ENG Facility = Dublin.
2		1	**ENG Truck Series = Program 2.
3		1	**ENG Pump Module Series = Program Module.
4		1	**ENG Electrical System = Point-to-Point.
5	10000215	1	STD WIRING SCHEMATIC
6	10001200	1	MAXIMUM APPARATUS HEIGHT = 9' - 10"
7		1	**REV-A** **ENG Overall Apparatus Height = 9' - 10".
8	10001220	1	MAXIMUM APPARATUS LENGTH = 34'
9		1	**ENG Overall Apparatus Length = 32' - 0.5" +/- 2".
CHASSIS			
10	10010006	1	CHASSIS, CUSTOM
11	51010105	1	WHEELBASE = 184.5"
12		1	**ENG PTA Number = 87".
13		1	**ENG AF Number = 54".
14	25010100	1	FRAME, 10" DOUBLE RAILS, SINGLE AXLE (50K PSI)
15	45010001	1	FRONT TOW EYES, BELOW BUMPER, PAINTED

Line	Item #	Qty	Item Description/Comments
16		1	**ENG Match frame color, black.
17	46010000	1	REAR TOW EYES, PAINTED
18		1	**ENG Match frame color, black.
19	40010250	1	STEERING - ROSS TAS-85
20	22010000	1	DRIVE LINE, SPICER, 1710 SERIES
21	23014130	1	ENGINE, CUMMINS L 9 450HP DOC-DPF-DEF-SCR OBD
22	23029100	1	ENGINE WARRANTY, 5 YEAR, 100,000 MILES FOR CUMMINS L9
23	23029300	1	AFTERTREATMENT WARRANTY, 5 YEAR, 100,000 MILES FOR CUMMINS L9
24	23030006	1	AIR INTAKE/EMBER SEPARATOR
25	23031173	1	FUEL FILTER/WATER SEPARATOR, PRIMARY, FLEETGUARD, FS1098
26	23031210	1	FUEL FILTER, SECONDARY, FLEETGUARD, FF63009
27	23031180	1	**REV-A** 12VDC HEATER FOR FLEETGUARD FUEL/WATER SEPARATOR
28	47012430	1	TRANSMISSION, ALLISON GEN 5, EVS3000
29	23110005	1	JACOBS ENGINE BRAKE FOR CUMMINS L ENGINES
30	47024050	1	TRANSMISSION COOLER
31	47030000	1	ALLISON TOUCH PAD SHIFTER
32		1	**ENG Shifter Pad Gearing = 5 Gears open, 6th Gear locked.
33	21021200	1	COOLING SYSTEM
34	21030195	1	COOLANT FILTER
35	21030000	1	FAN CLUTCH
36	21030200	1	RADIATOR COOLANT RECOVERY, PRESSURIZED SYST
37	26010010	1	FUEL TANK, STAINLESS STEEL, 65 GAL
38	26030000	1	FUEL FILL
39	26030100	1	FUEL COOLER
40	24040000	1	DIESEL EXHAUST FLUID TANK
41		1	**ENG DEF Access = Hinged Door for DEF Access.


Line	Item #	Qty	Item Description/Comments
42	13012115	1	ALTERNATOR, C.E. NIEHOFF 360 AMP C527
43	13030100	1	LOW VOLTAGE ALARM, FLOYD BELL TXB-V86-515-QF
44	15010500	1	BATTERIES, INTERSTATE TYPE 31 MHD (4)
45	15031700	1	BATTERY JUMPER TERMINALS
46	15030460	1	120V SHORELINE INLET, KUSSMAUL SUPER 20 AUTO EJECT W/ BUILT IN DIGITAL DISPLAY 091-55-194X-XXX
47		1	**REV-A** **CLAR NOTES, -Shoreline Inlet Location = Driver's side of Cab, standard location. -Shoreline Cover Color = Red.
48	15040100	2	120V OUTLET WIRED TO SHORELINE INLET - EA (2)
49		1	**REV-A** **CLAR NOTES, -Nema Number = 5-20 House Plug Duplex. -(1) Mounted on floor of cab, centered behind Driver's seat. -(1) Mounted on floor of cab, centered behind Officer's seat. -All outlets tied to inverter.
50	88888888	1	**REV-A** SPECIAL ITEM, INVERTER AND BATTERY CHARGER, KUSSMAUL AP1500 W/BAR GRAPH DISPLAY #70-03-1304
51		1	**REV-A** **CLAR NOTES, -Mounting Location: Below Crew Seat 1. -Display Location: Mounted on Driver's seat riser. -All outlets tied to inverter.
52	88888888	1	**REV-A** SPECIAL ITEM, FRONT AXLE, HENDRICKSON STEERTEK NXT 21,000 LB.
53	88888888	1	**REV-A** SPECIAL ITEM, FRONT SUSPENSION, HENDRICKSON 21,000 LBS. (4) 56" LEAFS
54	41040510	1	STEER ASSIST
55	88888888	1	**REV-A** SPECIAL ITEM, FRONT TIRES, MICHELIN 425/65R22.5 LRJ XZY3 22.5 X 12.25 WHEELS
56	14510530	1	REAR AXLE, MERITOR RS-26-185 27,000 LB.
57	14530100	1	TOP SPEED, 68 MPH
58	42010015	1	REAR SUSPENSION, FIREMAAX 27,000 LBS. AIR RIDE
59	44010370	1	**REV-A** REAR TIRES, MICHELIN 12R22.5 LRH XDS MUD & SNOW 24,000 - 27,000 GVWR
60	42910300	1	TIRE PRESSURE MONITOR, QUICK PRESSURE
61	44210220	1	WHEELS, ALUM, ALCOA, DURABLACK (MAX 27K REAR)
62	88888888	1	**REV-A** SPECIAL ITEM, HUB COVERS, FRONT & REAR, DURA BLACK (SINGLE AXLE)


Line	Item #	Qty	Item Description/Comments
63	88888888	1	**REV-A** SPECIAL ITEM, DURA BLACK LUG NUT CAPS, FRONT & REAR (SINGLE AXLE)
64	44271100	1	MUD FLAPS, FRONT (PAIR)
65	44271260	1	MUD FLAP, REAR, FULL WIDTH, CUSTOM TEXT
66		1	**REV-A** **CLAR NOTES, -HS-7584 will be Engine 14. -HS-7585 will be Engine 21. -Engine Number will be centered on the mud flap with the word "ENGINE" superimposed over it. -Match the style of Davison Richfield Engine 12. -See Reference Photo #01 on the shared drive.
67		1	
68	16010285	1	BRAKES STEERTEK DISC PLUS EX225 FRONT, SCAM 8.625" REAR (SINGLE AXLE)
69	18010041	1	AIR BRAKE SYST 4 TANKS WABCO 1200 DRYER (24K, 27K)
70	18020000	1	CENTRAL LOCATION FOR AIR TANK DRAINS
71		1	**CLAR NOTES, -Specify Central Location for Air Tank Drain Valves = Under the L1 compartment. -Label each drain.
72	18030140	1	AIR INLET CONNECTION
73		1	**ENG Standard Air Inlet Location = Left hand side of Driver's step well.
74	18035110	1	AIR COMPRESSOR, KUSSMAUL AUTO PUMP AC, 100PSI
75	18036105	1	TIMER, KUSSMAUL AUTO PUMP
76	18220500	1	NO ELEC STABILITY CONTROL SYS
77	18110000	1	WABCO 4 CHANNEL ANTI-LOCK BRAKES (24K, 27K)
78	53510000	1	COMPRESSION FITTINGS ON AIR SYSTEM (CHASSIS)

Line	Item #	Qty	Item Description/Comments
79	54010000	1	MISCELLANEOUS ITEMS ON CHASSIS
80	54010010	1	DATA, SAFETY & WARNING TAGS APPLICATION, ADHESIVE
CAB			
81	88888888	1	**REV-A** SPECIAL ITEM, BLACK OUT PACKAGE
82		1	**REV-A** **CLAR NOTES, Chassis Components: -Front Bumper Treadplate Top. (Raptor Traction) -Front Bumper Lid and Handle. (Raptor Traction) -1" Lip around Bumper Storage Well. (Raptor Traction) -Mirror Housings (2). (Raptor) -Air Horns. (Order Black from Vendor) -Exterior Grab Handrails (4). (Raptor Traction) -Lower Grip Strut Cab Steps (4). (Raptor Traction) -Cab Fenderettes (2). (Raptor) -Hub Covers (Single Axle). (Order Black from Vendor) -Lug Nut Covers (Single Axle). (Order Black from Vendor) Pump Module Components: -Dunnage Panel Sides (2). (Raptor) -Pump Module Running Boards (Top, Sides, Bottom, All Surfaces) (2). (Raptor Traction) -Running Board Troughs (Top, Sides, Bottom, All Surfaces) (2). (Raptor) Body Components: -Front Body Treadplate Panels; (2) Outboard Vert., (1) Inboard Hor. (Raptor) -Body Handrails (2). (Raptor Traction) -Top Body Treadplate Panels (2). (Raptor Traction) -Body Rub Rails (4). (Raptor) -Rear Body Treadplate (Above A1). (Raptor) -Tailboard (Top, Sides, Bottom, All Surfaces). (Raptor Traction) -Fixed Steps Rear of Body (4). (Raptor Traction) -License Plate Bracket. (Raptor) -Body Fenderettes (2). (Order Black from Vendor) -Front Body Fold-Down Steps (3) each side. (Order Black from Vendor)
83	11023250	1	CAB TSAL4E 73" 10" RR 1/2
84	11030025	1	CAB CERTIFICATION - STRUCTURAL INTEGRITY
85	11030950	1	CAB LOCKDOWN LATCHES
86		1	**ENG Cab Latch Orientation Orient officer's side cab latch pin towards the frame rail when a front suction is provided.
87	11031025	1	CAB TILT SYSTEM, AIR CONTROL VALVE
88		1	**ENG Cab Tilt Location = Officer's side Pump Panel.
89	11031100	1	MANUAL BACK-UP TILT SYSTEM
90	11031350	1	CAB DOORS, FULL LENGTH (4)

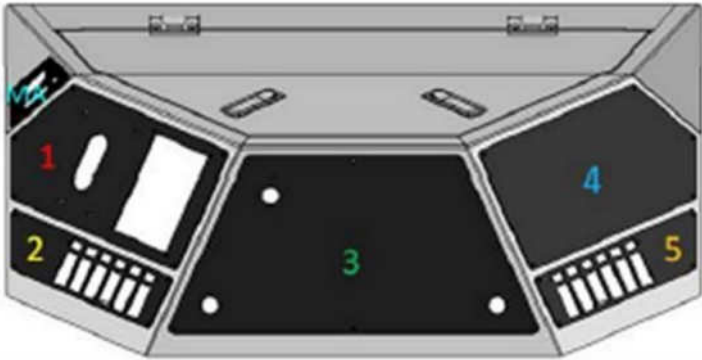
Line	Item #	Qty	Item Description/Comments
91	11031385	1	CAB STEPS, LOWER GRIP STRUT, INTERMEDIATE DIAMONDPLATE
92	11031396	1	CAB STEP LIGHTING, FEDERAL SIGNAL COMPLEX LED STRIP LIGHTS
93	11031421	1	CAB DOOR WINDOWS, POWER (4)
94	11031400	1	DELETE CAB SIDE WINDOWS
95	11031460	1	NO WINDOWS, BACK WALL OF CAB
96	11031465	1	WINDOW TINTING (LIMO TINT 8%) - EACH (2)
97	52010010	1	ELECTRIC INTERMITTENT WIPERS
98	52030100	1	DEACTIVATE WINDSHIELD WIPERS WITH PARKING BRAKE ENGAGED
99		1	**REV-A** **ENG Override Switch to Re-Engage Wipers = Yes.
100	52030210	1	WINDSHIELD WASHER RESERVOIR W/SENSOR & INDICATOR LIGHT
101	38010020	1	MIRRORS LANG MEKRA 300 SERIES HEATED & REMOTE
102	11024415	1	UPPER GRILLE, AMERICAN FLAG LEVEL STYLE FACADE (L9)
103	11024500	1	FLAMING "S" LOGO, UPPER GRILLE, REFLECTIVE RED
104	11024615	1	LOWER GRILLE, POLISHED STAINLESS, LASER CUT LETTERING W/ BACKLIGHTING
105		1	**REV-A** **CLAR NOTES, -Lower Laser Cut Back lighting: Red. -Lower Laser Cut Verbiage for HS-7584: "ENG 14 INE" -Lower Laser Cut Verbiage for HS-7585: "ENG 21 INE" -Chassis to send model for customer: TBD@ChassisEngineering. -Chassis will send approval, forward to customer.
106	20012220	1	BUMPER, 24" FORMED STEEL CHANNEL, PAINTED
107		1	**REV-A** **CLAR NOTES, -Siren Speaker Perforations = No Speaker Perforations in Bumper. -Painted Color = Matte Black. -Reference HS-6393 Elon, NC.
108	20029830	1	BUMPER SIDES, PAINTED STEEL, W/POCKET (12-24" EXTENSION)
109		1	**REV-A** **CLAR NOTES, -Painted Color = Matte Black. -Reference HS-6393 Elon, NC.
110	20029910	1	**REV-A** BUMPER ANGLES, PAINTED STEEL, FLAT (12-30" EXTENSION)
111		1	**REV-A** **CLAR NOTES,


Line	Item #	Qty	Item Description/Comments
			-Painted Color = Matte Black. -Reference HS-6393 Elon, NC.
112	20040230	1	STORAGE WELL, DEEP CENTER, 3/4 WIDTH (24" BUMPER)
113	88888888	1	SPECIAL ITEM, ADJUSTABLE DIVIDER IN BUMPER TROUGH
114		1	**REV-A** **ENG Divider mounted front to back on Unistrut Track.
115	20040300	1	1" LIP AROUND BUMPER TROUGH
116	20030100	1	**REV-A** STORAGE WELL COVER, TREADPLATE, 2" RAISE
117	20030500	1	**REV-A** NO CUT-OUT IN STORAGE WELL COVER
118	20042140	1	PROTECTIVE BUMPER COATING, RAPTOR, TOP EDGE OF FRONT BUMPER
119		1	**REV-A** **ENG Protective Bumper Coating Color = Matte Black.
120	88888888	1	**REV-A** SPECIAL ITEM, AIR HORNS, DUAL, HADLEY #H00978 – RECTANGULAR
121		1	**ENG Air Horns Location: Inboard, (1) each side.
122	12030010	1	AIR HORNS CUTOUTS IN BUMPER, BEHIND PERFORATIONS (L9 STYLE)
123	12030350	1	LANYARD CONTROL FOR AIR HORNS
124	88888888	1	**REV-A** SPECIAL ITEM, SOUNDOFF SIGNAL 200W FR100 SERIES SIREN W/PA FUNCTION - #ETSAFR100
125		1	**ENG Mounting Location: Lower Console Position 3.
126	88888888	2	**REV-A** SPECIAL ITEM, SOUNDOFF SIGNAL 100W, 100J SERIES COMPOSITE SPEAKER - #ETSS100J
127	12670110	1	SIREN SPEAKERS INSTALLED BEHIND CAB GRILLE
128	12710100	1	SIREN, FEDERAL Q2B, GRILLE MOUNT
129		1	**ENG Q2B Wiring = Wired to Emergency Master then shed with parking brake on.
130	12730205	1	MECH SIREN WIRED TO STEERING WHEEL BUTTON
131		1	**ENG Switched in Cab, Lower Console Position 2, "E-Horn/Mech Siren".
132	12730363	1	SIREN BRAKE SWITCH FOR MECH SIREN, DRIVER'S & OFFICER'S SIDE
133		1	**CLAR NOTES, -Siren Brake Switch for Driver in Lower Console Position 2, "Siren Brake". -Siren Brake Switch for Officer in Lower Console Position 5, "Siren Brake".
134	12730310	1	**REV-A** FOOT SWITCH, OFFICER'S SIDE, FOR MECH SIREN
135		1	**REV-A** **ENG Mounted inboard on an angled riser.

Line	Item #	Qty	Item Description/Comments
136	32520520	1	HEADLIGHTS, LED, FIRETECH FT-4X6, DUAL STS HOUSINGS
137		1	**ENG Headlight Interior Finish = Chrome.
138	88888888	4	**REV-A** SPECIAL ITEM, SOUNDOFF SIGNAL TURN LIGHT, MPOWER 6X4, SCREW MOUNT, SAE J595 CLASS1 - #EMPSB0C9C-A (4)
139	32530754	1	**REV-A** ICC, LED BROW LIGHT INTEGRATED MARKERS
140	27022155	1	HANDRAILS, CAB EXTERIOR, HANSEN BACKLIT (4) SIDE
141		1	**REV-A** **ENG Cab Exterior Handrails Backlighting Color = Red.
142	27025000	1	HANDRAILS, CAB INTERIOR, BLACK RUBBER COATED (2) FRONT ENTRY
143	27030120	1	HANDRAILS, REAR CAB INTERIOR DOOR, BLACK RUBBERIZED (2) AND KNURLED STS AT WINDOW (2)
144	88888888	1	**REV-A** SPECIAL ITEM, EXTERIOR COMPT, SIDE OF EXT CAB, 38" H, DS, 28" DEEP
145		1	**REV-A** **CLAR NOTES, -This will be a 28" Depth compartment IPO our standard 22" Depth. -Reference HS-6770 Farmington Volunteer Fire Association (Farmington), NY. -See Reference Photo #02 on shared drive.
146			
147	88888888	1	**REV-A** SPECIAL ITEM, INTERIOR ACCESS, BLACK WEBBING OVER TRANSVERSE PORTIONS OF EXTERIOR CAB COMPARTMENTS
148		1	**REV-A** **CLAR NOTES, -There will be (1) piece of black webbing over each opening into the transverse portion of the Exterior Cab Compartments. -Webbing will cover the entire portion of the opening except for the area with the NY Roof Hooks so the Hooks can be accessed without having to unbuckle the webbing.


Line	Item #	Qty	Item Description/Comments
			-Fixed on bottom of the cab floor, attached to the compartment ceiling with black plastic buckles.
149	11032450	1	COMPT DOOR LOCK - NOT PROVIDED
150	11032110	1	OPENING TO DRIVER'S SIDE CREW SEAT COMPT
151	11032060	1	EXTERIOR COMPT, SIDE OF EXT CAB, 38" H, OS
152	11032450	1	COMPT DOOR LOCK - NOT PROVIDED
153	11032120	1	OPENING TO OFFICER'S SIDE CREW SEAT COMPT
154	88888888	1	**REV-A** SPECIAL ITEM, NY ROOF HOOK STORAGE, EXTERIOR CAB COMPT
155			**REV-A** **CLAR NOTES, -There will be storage for (3) NY Roof Hooks mounted on the back wall of the interior transverse portion of the exterior cab compartments. -Do not cap the ends of the slots, the customer would like to leave them open, that way they can slide the Hooks in them from either side of the truck. -To ensure NY Roof Hooks don't hit the inside of the door a Pack Track Strap will be used to secure them. -Reference HS-7021 Ft. Lauderdale, FL. -See Reference Photo #03 on shared drive.
156			
157	11035501	1	**REV-A** REAR EXTERIOR WALL EDGES, BRUSHED STAINLESS 12" WIDE
158	11035565	1	**REV-A** REAR EXTERIOR WALL EDGES, BRUSHED STAINLESS, 1" WIDE, FULL HEIGHT
159	11035420	1	DIAMONDPLATE CAB ROOF 30" X FULL WIDTH
160	31010285	1	INTERIOR, MULTISPEC BLACK SPECKLE PAINT W/GRAY-BLACK DURAWEAR
161	11032929	1	DOOR PANEL, FULL STS

Line	Item #	Qty	Item Description/Comments
162	11032958	1	REFLECTIVE MATL, INTERIOR CAB DOORS, CHEVRONS, REFLEXITE
163		1	**REV-A** **CLAR NOTES, -Reflective Striping Color = Job Color Red and Job Color Black. -No verbiage.
164	31010291	1	CAB INTERIOR FLOOR COVERING, BLACK RUBBERIZED
165	22510100	1	ENGINE ENCLOSURE, FULL LENGTH
166	22510530	1	ENGINE ENCLOSURE COVERING, SCORPION BLACK URETHANE BLEND
167	11031682	1	TOOL TRAY W/1" LIP, TOP OF ENGINE ENCLOSURE
168	11031677	1	**REV-A** CENTER CONSOLE NOT PROVIDED
169	22610050	1	ENGINE HOOD LIGHT, LED (1)
170	11031510	1	FLAT WORK SURFACE IN LIEU OF GLOVE BOX
171	11031702	1	UPPER CREW DOOR AREA, GLOVE BOX HOLDERS (FLAT BACK)
172	29810100	1	CHASSIS ELECTRICAL DESCRIPTION
173	30010130	1	INSTRUMENTATION, AMETEK W/ CENTER & OVERHEAD CONSOLES
			<p style="text-align: center;">Upper Command Console:</p> 
174		1	**ENG Overhead Console Panel's Finish: Black Wrinkle.
175		1	**ENG Overhead Console Position 1: Switch #1: Master Emergency. Switch #2: Front Scene. Switch #3: Left Scene. Switch #4: Right Scene. Switch #5: Work Lights.
176		1	**ENG Overhead Console Position 2: -Traffic Advisor Control Head.
177		1	**ENG Overhead Console Position 3: -HVAC controls.
178		1	**ENG Overhead Console Position 4: -Warning indicators. -Seat belt monitor. -Silence Alarm Button. -Air Horns Lanyards.

Line	Item #	Qty	Item Description/Comments
179		1	**REV-A** **ENG Overhead Console Position 5: -Traffic Advisor Control Head.
180		1	**ENG Overhead Console Position 6: -Jensen Stereo Control Head.
181		1	**ENG Overhead Console Position 7: -FireCom 5100D Intercom.
182	30010500	1	LOWER COMMAND CONSOLE, L9 & X12
			<p>Lower Command Console (9L & 12L engines):</p> 
183		1	**ENG Lower Command Console Finish: Black Urethane.
184		1	**ENG Lower Console Panel's Finish: Black Wrinkle.
185		1	**ENG Lower Console Position 1: -Transmission TouchPad. -Pump Shift.
186		1	**ENG Lower Console Position 2: Switch #1: Jake On/Off. Switch #2: Jake Low/Med/High. Switch #3: High idle. Switch #4: E-Horn/Mech Siren. Switch #5: Blank. Switch #6: Blank. Switch #7: Siren Brake.
187		1	**REV-A** **ENG Lower Console Position 3: -Parking Brake. -SoundOff Signal Siren Head. (Mounted above radio cutout) -Cutout for Motorola Radio. (Cutout as low as possible) -Model of Radio = Motorola APX 6500. -12V Power Points. (Called out below)
188		1	**REV-A** **ENG Lower Console Position 4: -Blank.
189		1	**REV-A** **ENG Lower Console Position 5: Switch #1: Master Emergency. Switch #2: Front Scene. Switch #3: Left Scene.

Line	Item #	Qty	Item Description/Comments
			Switch #4: Right Scene. Switch #5: Work Lights. Switch #6: Blank. Switch #7: Siren Brake.
190	30010610	1	CAB PUMP SHIFTER, ELECTRIC W/ROUND KNOB (FOR HALE G-SERIES / WATEROUS C20 PUMP TRANSMISSION)
191	30011000	1	**REV-A** PUMP INTERLOCK, NOT CONNECTED WITH ODOMETER
192	88888888	1	**REV-A** SPECIAL ITEM, DO NOT MOVE LIGHT, SOUNDOFF SIGNAL GHOST 10-30V SURFACE MOUNT - #EGHST2R
193		1	**CLAR NOTES, -Door Ajar Light = Red LED/Clear Lens/Black Flange. -Door Ajar Light Location = Centered below Upper Command Console Position 4.
194	30031650	1	DO NOT MOVE ALARM
195	30031675	1	**REV-A** DO NOT MOVE DISENGAGE BUTTON
196		1	**REV-A** **CLAR NOTES, -Door Ajar / Door Not Move Disengage Button Location = Overhead Console Position 4. -Disengage Button will shut off Alarm and Light.
197	29930200	1	MAPBOOK SLOT ON BREAKER PANEL
198	88888888	1	**REV-A** SPECIAL ITEM, CUP HOLDERS ON TOP OF ENGINE ENCLOSURE (2)
199		1	**REV-A** **CLAR NOTES, -(1) Cup Holder for Driver and (1) Cup Holder for Officer. -Mounted on each side of the top of the engine enclosure area, where AC to Face vents are typically located. -Cup Holders to match cab interior. -Reference HS-6926 Travis Co. (Austin), TX. -See Reference Photo #04 on Shared Drive.
200			
201	88888888	1	**REV-A** SPECIAL ITEM, TOOL MOUNTING PLATE, TOP OF ENGINE ENCLOSURE, 12" X 12"
202		1	**REV-A** **CLAR NOTES,

Line	Item #	Qty	Item Description/Comments
			-Tool Mounting Plate will be 12" x 12". -Centered on top of Engine Enclosure.
203	29910100	1	PROGRAMMABLE LOAD MANAGER, CLASS-1 SUPERNODE II
204	30031100	1	HIGH IDLE SWITCH
205		1	**ENG Switched in Cab, Lower Console Position 2.
206	30031775	1	12V POWER POINTS, (2)
207		1	**CLAR NOTES, -Power Point Location #1: Lower Console 3, Driver's Corner. -Power Point Location #2: Lower Console 3, Officer's Corner.
208	88888888	1	**REV-A** SPECIAL ITEM, 12V DUAL PORT USB POWER POINTS, USB A/C, KUSSMAUL 091-264-N (4)
209		1	**REV-A** **CLAR NOTES, -USB Power Point Location #1: Lower Console Position 3, Driver's Corner. -USB Power Point Location #2: Lower Console Position 3, Officer's Corner. -USB Power Point Location #3: Mounted on crew seat riser between Crew Seat 3 and Crew Seat 4, in between Cup Holders. -USB Power Point Location #4: Mounted on crew seat riser between Crew Seat 3 and Crew Seat 5, in between Cup Holders.
210	11040000	1	CAB ACCESSORY FUSE PANEL
211	84541540	1	POWER & GROUND STUDS, UPPER COMMAND CONSOLE
212		1	**ENG Requirements (AMPS) for Power/Ground Studs in Upper Command Console: (1) 12-volt 60-amp, direct to the battery ignition off. (1) 12-volt 30-amp switched battery first position on ignition switch. (1) 12-volt 30-amp ignition power second position on ignition switch. (1) 12-volt 125-amp ground.
213	84541545	1	POWER & GROUND STUDS, LOWER COMMAND CONSOLE
214		1	**ENG Requirements (AMPS) for Power/Ground Studs in Lower Command Console: (1) 12-volt 60-amp, direct to the battery. (1) 12-volt 30-amp controlled by the ignition switch. (1) 12-volt 125-amp ground.
215	30110000	1	VEHICLE DATA RECORDER, AKRON/WELDON
216	88888888	2	**REV-A** SPECIAL ITEM, INTERIOR CAB LIGHTS, SOUNDOFF SIGNAL 6" ROUND W/RED LED NIGHT LIGHT, 10-30V - #ECVDMLTAL00 (2)
217	88888888	2	**REV-A** SPECIAL ITEM, INTERIOR CREW LIGHTS, SOUNDOFF SIGNAL 6" ROUND W/RED LED NIGHT LIGHT, 10-30V - #ECVDMLTAL00 (2)
218	88888888	4	**REV-A** SPECIAL ITEM, CAB DOOR WARNING LIGHTS, SOUNDOFF SIGNAL GHOST 10-30V SURFACE MOUNT - #EGHST2RC (4)
219		1	**REV-A** **ENG Cab Door Light Details = Red LED/Clear Lenses/Chrome Flanges.

Line	Item #	Qty	Item Description/Comments
220	28010740	1	DEFROSTER, HEATER & A/C (TM-21)
221	28090003	1	HEAT TO FEET
222	88888888	1	**REV-A** SPECIAL ITEM, CUP HOLDERS ON CREW SEAT RISER (4)
223		1	**REV-A** **CLAR NOTES, -(2) Cup Holders mounted on crew seat riser, centered between Crew Seat 3 and Crew Seat 4. -(2) Cup Holders mounted on crew seat riser, centered between Crew Seat 3 and Crew Seat 5. -Cup Holders spaced apart so that a USB A/C 12V Dual Power Point can be centered between them. -Cup Holders to match cab interior. -Reference HS-6926 Travis Co. (Austin), TX. -See Reference Photo #04 on Shared Drive.
224			
225	28030500	1	DEFROSTER DUCTWORK, ENTIRE WINDSHIELD
226	11031687	1	TOP HEAT/AC STORAGE, TOOL MOUNTING PLATE, 25" X 19.5"
227	11031694	1	**REV-A** REAR HEAT/AC STORAGE, 4 SLOTS (2 EMS, 2 MEDIUM)
228	88888888	1	**REV-A** SPECIAL ITEM, MAP BOOK STORAGE ON TOP OF HEAT/AC COVER MOUNTING PLATE
229		1	**REV-A** **CLAR NOTES, -Mounting Location = Forward on top of Tool Mounting Plate, centered between the Driver's seat and Officer's seat. -Modify CHF-4781 to remove cup holders and open pockets.
230	28031001	1	FAN, 12 VOLT, DRIVER'S SIDE, MOUNTED OUTBOARD OF WINDSHIELD
231	28031101	1	FAN, 12 VOLT, OFFICER'S SIDE, MOUNTED OUTBOARD OF WINDSHIELD
232	38510104	1	DRIVER'S SEAT, BOSTROM SIERRA HIGH BACK AIR RIDE ABTS (DURAWEAR PLUS, LOW SEAM)
233	38320000	1	HELMET STORED IN COMPARTMENT
234	39010118	1	OFFICER'S SEAT, BOSTROM TANKER 450, ABTS SCBA (DURAWEAR PLUS, LOW SEAM)

Line	Item #	Qty	Item Description/Comments
235	39030030	1	OFFICER'S SEAT COMPT, FRONT DOOR W/LOCKING LATCH
236	38320000	1	HELMET STORED IN COMPARTMENT
237	11031842	1	EMS CABINET, REAR FACING, EXTERIOR HINGED
238		1	**REV-A** **CLAR NOTES, -Located in Cab, behind Driver's Seat. -Black rocker switch for compartment lighting. -Red LEDs. -Lighting wired to Exterior Access Door on Driver's side of Cab.
239	11032450	1	COMPT DOOR LOCK - NOT PROVIDED
240	11032210	1	INTERIOR ACCESS, BLACK WEBBING
241	11032312	1	ADJUSTABLE SHELVES, EMS COMPT (2)
242	11031842	1	EMS CABINET, REAR FACING, EXTERIOR HINGED
243		1	**REV-A** **CLAR NOTES, -Located in Cab, behind Officer's Seat. -Black rocker switch for compartment lighting. -Red LEDs. -Lighting wired to Exterior Access Door on Officer's side of Cab.
244	11032450	1	COMPT DOOR LOCK - NOT PROVIDED
245	11032210	1	INTERIOR ACCESS, BLACK WEBBING
246	11032312	1	ADJUSTABLE SHELVES, EMS COMPT (2)
247	39521465	1	CREW SEAT 3, BOSTROM TANKER 450, ABTS SCBA FIXED (DURAWEAR PLUS, LOW SEAM)
248	38320000	1	HELMET STORED IN COMPARTMENT
249	39521466	1	CREW SEAT 4, BOSTROM TANKER 450, ABTS SCBA FIXED (DURAWEAR PLUS, LOW SEAM)
250	38320000	1	HELMET STORED IN COMPARTMENT
251	39521467	1	CREW SEAT 5, BOSTROM TANKER 450, ABTS SCBA FIXED (DURAWEAR PLUS, LOW SEAM)
252	38320000	1	HELMET STORED IN COMPARTMENT
253	39550200	1	SEAT COLOR, BLACK
254	39610000	4	SCBA BRACKETS, BOSTROM, SECURE ALL (4)
255	39530710	5	**REV-A** BOSTROM ZIP CLEAN REMOVABLE COVERS, BOTTOM SEAT CUSHION, INCLUDES AN ADDITIONAL COVER (5)
256	39530720	5	**REV-A** BOSTROM ZIP CLEAN REMOVABLE COVERS, BACK REST (5)

Line	Item #	Qty	Item Description/Comments
257	38410000	1	SEAT BELT WARNING SYSTEM, AKRON / WELDON
258	39710015	1	CREW SEAT COMPT, FRONT DROP-DOWN DOORS (73" CAB)
259	11031740	1	OVERHEAD STORAGE, FRONT OF 10" RR W/NET
260		1	**ENG Black rocker switch for compartment lighting.
261	84541700	2	INSTALLATION OF CUSTOMERS 2-WAY RADIO ANTENNA (2)
262		1	**CLAR NOTES, -Antenna Termination Location #1: Lower Command Console Position 3. -Antenna Termination Location #2: Lower Command Console Position 3.
263	30080150	1	HD STEREO, JENSEN, AM/FM/WB/BT
264		1	**ENG Mounted Location: Overhead Console Position 6.
265	84530220	1	WIRED INTERCOM, FIRECOM 5100D, SINGLE RADIO, 5 POSITION
266		1	**REV-A** **CLAR NOTES, -Control Head Mounting Location = Overhead Console Position 7. -Driver and Officer to have Radio Interface Capability. -PTT on headset. -Crew seats will have talk-around in the cab capability only. -Radio Interface: Motorola APX 6500.
267	84560230	1	CAMERA SYSTEM, SAFETY VISION SV-CLCD0-70 (WIRED)
268		1	**CLAR NOTES, -Camera Mounting Location: Rear of Body, left of Traffic Advisor, above 14x8 Steps. -Camera Monitor Mounting Location: Below Overhead Command Console Position 3.
PUMP & PLUMBING			
269	60090000	1	PUMP, HALE QMAX-1500 GPM SINGLE STAGE
270	60025000	1	GEARBOX, HALE, G-SERIES, REAR MOUNTED
271	60025950	1	PUMP GEARBOX YOKE, 1710
272	60026000	1	PUMP PACKING, HALE
273	60031005	1	ALLOY ANODES, HALE (2)
274	60035123	1	PUMP TEST, THIRD PARTY TESTING
275	61510000	1	AUXILIARY COOLER (HEAT EXCHANGER)
276	62010002	1	STAINLESS STEEL PIPING
277	66090010	1	3" TANK-TO-PUMP W/CHECK VALVE
278	61729120	1	VALVE, AKRON, HEAVY DUTY

Line	Item #	Qty	Item Description/Comments
279	61770900	1	ACTUATOR, VALVE, PUSH/PULL, CLASS 1
280	73090001	1	TANK FILL 2"
281	61729120	1	VALVE, AKRON, HEAVY DUTY
282	61770900	1	ACTUATOR, VALVE, PUSH/PULL, CLASS 1
283	61090009	1	PRESSURE GOVERNOR, FIRE RESEARCH, PUMP BOSS
284	61290020	1	INTAKE PRESSURE CONTROL, TFT A1860
285	63021500	1	6" MAIN SUCTION, LEFT SIDE
286	65090000	1	2.5" LEFT SIDE INLET
287	61729120	1	VALVE, AKRON, HEAVY DUTY
288	61770905	1	ACTUATOR, VALVE, SWING CONTROL
289	60036010	1	THREADS, NST
290	63025500	1	6" MAIN SUCTION, RIGHT SIDE
291	65550910	1	5" FRONT SUCTION, TOP
292	63090002	1	HALE MASTER INTAKE VALVE, ELEC (FRONT SUCTION)
293	63060100	1	RELIEF VALVE FOR MIV
294	65552120	1	**REV-A** SWIVEL, 5" NPT X 6" NST
295	70525900	1	2.5" DISCHARGE, LEFT - POSITION 1
296	61729120	1	VALVE, AKRON, HEAVY DUTY
297	61770915	1	ACTUATOR, VALVE, PUSH/PULL, CLASS 1 W/ RACK & SECTOR
298	77090000	1	GAUGE, DISCH, CLASS 1 2.5"
299	61810150	1	DISCHARGE TERMINATION, 30 DEGREE ELBOW
300	60036010	1	THREADS, NST
301	70525900	1	2.5" DISCHARGE, LEFT - POSITION 2
302	61729120	1	VALVE, AKRON, HEAVY DUTY
303	61770915	1	ACTUATOR, VALVE, PUSH/PULL, CLASS 1 W/ RACK & SECTOR
304	77090000	1	GAUGE, DISCH, CLASS 1 2.5"

Line	Item #	Qty	Item Description/Comments
305	61810150	1	DISCHARGE TERMINATION, 30 DEGREE ELBOW
306	60036010	1	THREADS, NST
307	71025910	1	4" DISCHARGE, RIGHT - POSITION 3
308	61729120	1	VALVE, AKRON, HEAVY DUTY
309	61770945	1	ACTUATOR, VALVE, ELECTRIC, AKRON 9333
310	77090000	1	GAUGE, DISCH, CLASS 1 2.5"
311	61810160	1	DISCHARGE TERMINATION, STRAIGHT
312	60036010	1	THREADS, NST
313	61840300	1	ADAPTER, 4" NST FE X 5" STORZ, 30-DEGREE W/CAP & CHAIN, TFT
314		1	**REV-A** **ENG Order cap and chain black from manufacturer.
315	71025900	1	2.5" DISCHARGE, RIGHT - POSITION 4
316	61729120	1	VALVE, AKRON, HEAVY DUTY
317	61770900	1	ACTUATOR, VALVE, PUSH/PULL, CLASS 1
318	77090000	1	GAUGE, DISCH, CLASS 1 2.5"
319	61810150	1	DISCHARGE TERMINATION, 30 DEGREE ELBOW
320	60036010	1	THREADS, NST
321	71990000	1	DISCHARGE 2.5" FRONT/LEFT OF MAIN HOSEBED
322	61729120	1	VALVE, AKRON, HEAVY DUTY
323	61770900	1	ACTUATOR, VALVE, PUSH/PULL, CLASS 1
324	77090000	1	GAUGE, DISCH, CLASS 1 2.5"
325	61810160	1	DISCHARGE TERMINATION, STRAIGHT
326	60036010	1	THREADS, NST
327	72090000	1	DISCHARGE 2.5" FRONT/RIGHT OF MAIN HOSEBED
328	61729120	1	VALVE, AKRON, HEAVY DUTY
329	61770900	1	ACTUATOR, VALVE, PUSH/PULL, CLASS 1
330	77090000	1	GAUGE, DISCH, CLASS 1 2.5"

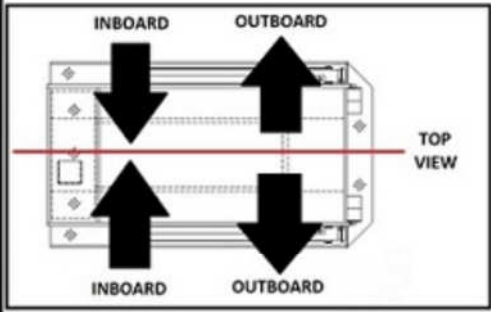
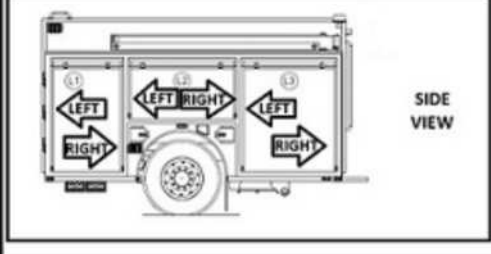
Line	Item #	Qty	Item Description/Comments
331	61810160	1	DISCHARGE TERMINATION, STRAIGHT
332	60036010	1	THREADS, NST
333	72280010	1	2.5" FRONT BUMPER DISCHARGE, 2.5" PLUMBING
334		1	**CLAR NOTES, -Front Bumper Swivel Location/Side = Driver's side. -Front Discharge Swivel Location/Trough = Top of Bumper.
335	61729120	1	VALVE, AKRON, HEAVY DUTY
336	61770900	1	ACTUATOR, VALVE, PUSH/PULL, CLASS 1
337	77090000	1	GAUGE, DISCH, CLASS 1 2.5"
338	60036010	1	THREADS, NST
339	72590002	1	DECK GUN DISCHARGE 3"
340	61729120	1	VALVE, AKRON, HEAVY DUTY
341	61770945	1	ACTUATOR, VALVE, ELECTRIC, AKRON 9333
342	77090000	1	GAUGE, DISCH, CLASS 1 2.5"
343	72570100	1	DECK GUN TERMINATION, THREADED
344	72554800	1	MONITOR, AKRON APOLLO 3423 W/QUAD STACKED TIPS & STREAM SHAPER
345	72570200	1	EXTEND-A-GUN, TASK FORCE TIPS XG18, MANUAL
346	72890000	1	CROSSLAYS, TWO 2" W/1.5" SWIVEL
347		1	**CLAR NOTES, -(2) 200' of 2". (Double Stack) -Key Hose Brand.
348	61729120	2	VALVE, AKRON, HEAVY DUTY (2)
349	61770900	2	ACTUATOR, VALVE, PUSH/PULL, CLASS 1 (2)
350	77090000	2	GAUGE, DISCH, CLASS 1 2.5" (2)
351	60036010	2	THREADS, NST (2)
352	72910505	1	COVER, ALUM W/VINYL SIDES FOR CROSSLAYS
353		1	**REV-A** **CLAR NOTES, -Crosslay Covers Color = Black. -Vinyl Covers and bungies to be shipped loose with truck. -Do not drill holes in pump module or dunnage area for cover mounting.
354	72932201	1	COVER FASTENERS, BUNGIE CORDS WITH RED TAB

Line	Item #	Qty	Item Description/Comments
355		1	**REV-A** **CLAR NOTES, -Vinyl cover and bungies to be shipped loose with truck. -Do not drill holes in pump module or dunnage area for bungie mounting.
356	84090002	1	BOOSTER REEL, LOW PRESSURE, W/200' OF 1" HOSE & NOZZLE, MTD IN REAR COMPT
357		1	**REV-A** **CLAR NOTES, -Hannay Model: SBEF 28-25-26. -Motor Orientation: Right Rear. -Mounting Location: A1 Rear Compartment. -Nozzle Model: Akron 1702. -Rewind Button to be mounted on top of the aluminum horizontal bar on the right side of the compartment.
358	84030000	1	AIR BLOW OUT VALVE FOR BOOSTER REEL
359	61729120	1	VALVE, AKRON, HEAVY DUTY
360	61770930	1	ACTUATOR, VALVE, AIR, W/ TOGGLE SWITCH
361	77090000	1	**REV-A** GAUGE, DISCH, CLASS 1 2.5"
362	60036010	1	THREADS, NST
363	61742000	1	MASTER PUMP DRAIN, MULTIPOINT
364	61790510	10	DRAIN VALVES, HALE, LIFT-UP (10)
PUMP PANEL			
365	88888888	1	**REV-A** **DUPLICATE CALL OUT** SPECIAL ITEM, BLACK OUT PACKAGE
366		1	**REV-A** **CLAR NOTES, Chassis Components: -Front Bumper Treadplate Top. (Raptor Traction) -Front Bumper Lid and Handle. (Raptor Traction) -1" Lip around Bumper Storage Well. (Raptor Traction) -Mirror Housings (2). (Raptor) -Air Horns. (Order Black from Vendor) -Exterior Grab Handrails (4). (Raptor Traction) -Lower Grip Strut Cab Steps (4). (Raptor Traction) -Cab Fenderettes (2). (Raptor) -Hub Covers (Single Axle). (Order Black from Vendor) -Lug Nut Covers (Single Axle). (Order Black from Vendor) Pump Module Components: -Dunnage Panel Sides (2). (Raptor) -Pump Module Running Boards (Top, Sides, Bottom, All Surfaces) (2). (Raptor Traction) -Running Board Troughs (Top, Sides, Bottom, All Surfaces) (2). (Raptor) Body Components: -Front Body Treadplate Panels; (2) Outboard Vert., (1) Inboard Hor. (Raptor)

Line	Item #	Qty	Item Description/Comments
			-Body Handrails (2). (Raptor Traction) -Top Body Treadplate Panels (2). (Raptor Traction) -Body Rub Rails (4). (Raptor) -Rear Body Treadplate (Above A1). (Raptor) -Tailboard (Top, Sides, Bottom, All Surfaces). (Raptor Traction) -Fixed Steps Rear of Body (4). (Raptor Traction) -License Plate Bracket. (Raptor) -Body Fenderettes (2). (Order Black from Vendor) -Front Body Fold-Down Steps (3) each side. (Order Black from Vendor)
367	74914110	1	PRG SM1 - SIDE MOUNT PUMP PANEL (CROSSLAYS)
368	74928100	1	PUMP MODULE LENGTH, 44"
369	74929110	1	HALE PUMP MODULE CONFIGURATION, SIDE MOUNT
370	74930710	1	PANEL FINISH, BRUSHED STS 14 GAUGE (PRG)
371		1	**ENG Pump Panel Label Verbiage Standard = Yes.
372	74931055	1	COLOR CODING (PRG)
373		1	**ENG Color Coding Standard = Yes.
374	88888888	1	**REV-A** SPECIAL ITEM, LABELS FOR VALVE OVERRIDE COVERS
375		1	**REV-A** **CLAR NOTES, -There will be (1) label mounted next to the Position 3 Override Cover. -Label for Position 3 Override = "LDH OVERRIDE" -There will be (1) label mounted next to the Deck Gun Override Cover. -Label for Deck Gun Override = "DECK GUN OVERRIDE"
376	74931290	1	PUMP MODULE FRAMEWORK, SWIRL FINISH
377	74931390	1	PUMP FINISH, PAINTED BY PUMP MFG
378	74931590	1	PLUMBING FINISH, NON-PAINTED
379		1	**ENG Non-Painted Plumbing = Stainless steel welds shall be treated/coated.
380	74931610	1	**REV-A** EXTERIOR DUNNAGE AREA PANEL, DIAMONDPLATE
381	88888888	1	**REV-A** SPECIAL ITEM, DOOR FOR SIDE ACCESS INTO DUNNAGE AREA
382		1	**REV-A** **CLAR NOTES, -There will be (1) door on each side of the dunnage panels for side access into the dunnage area. -Doors will be as large as possible for moving items in and out of the dunnage area. -Doors will be made of Diamondplate with Black Raptor and will be hinged forward. -Latch(es) on each door to be determined by Hale.
383	75040215	1	TROUGH IN RUNNING BOARD, BOTH SIDES

Line	Item #	Qty	Item Description/Comments
384		1	**REV-A** **ENG Running Board Trough Cover = Velcro Straps.
385	75590010	1	PUMP OPERATOR LIGHTS, LED (PRG)
386	75590110	1	PUMP PANEL LIGHTS OFFICER'S SIDE, LED (PRG)
387	76090002	1	PUMP PANEL GAUGES & CONTROLS (PRG)
388	60090035	1	PUMP PRIMER, TRIDENT, AUTO
389	76025110	1	COMPRESSION FITTINGS ON AIR SYSTEM (PRG PUMP MODULE)
390	88888888	1	SPECIAL ITEM, GARDEN HOSE INLET
391		1	**CLAR NOTES, -Garden Hose Inlet on Pump Panel to Match HS-6772. -Reference HS-6772 Waterford, MI. -See Reference Photo #05 on Shared Drive.
392	88888888	1	SPECIAL ITEM, GARDEN HOSE REDUCER
393		1	**ENG Reducer Sizing: 2.5" by 3/4" adapter.
394	76030410	1	**REV-A** INNOVATIVE CONTROLS GAUGE HEATER BOX WITH FOUR TAPES
395	76030411	8	**REV-A** ADDITIONAL IC HEAT TAPES (8)
396	76031800	1	**REV-A** PUMP COMPARTMENT HEATER WITH 12V FAN (PPR)
397		1	**REV-A** **ENG Switched on Driver's Side Pump Panel.
398	76031900	1	AIR HORN PUSH BUTTON SWITCH ON PUMP PANEL
399		1	**CLAR NOTES, -Air Horn Push Button Location = Readily visible location on pump panel. -Air Horn Push Button Color = Red Button.
400	76590000	1	GAUGES, MASTER, CLASS 1 4.5" (PRG)
401	77590000	1	GAUGE, WATER LEVEL, CLASS 1, INTELLI-TANK ITL-4
402	88888888	3	**REV-A** SPECIAL ITEM, SOUNDOFF SIGNAL WATER LEVEL GAUGE, MPOWER 4 INCH INDIVIDUALLY MOUNTED (3)
403		1	**CLAR NOTES, -Each Water Level Gauge will be comprised of (4) SoundOff Signal LEDs stacked vertically in the following order from top to bottom: -(1) mPower 4" 6 LED – Green LED, #EMPS2001F-G. -(1) mPower 4" Fascia – Blue LED, #EMPS2SMS2B. -(1) mPower 4" Fascia – Amber LED, #EMPS2SMS2A. -(1) mPower 4" Fascia – Red LED, #EMPS2SMS2R. -All Lights will have clear lenses. -Lights will be spaced apart evenly. -Each of the Lights will have (1) black bezel, #PMPSABZ01B.

Line	Item #	Qty	Item Description/Comments
			-The LEDs will display the following when the water tank is at the corresponding levels: -Green – Full. -Blue – ¾. -Amber – Half. -Red – ¼. -Blink Red – Empty. -Gauge Locations = (1) Driver's side of Cab, behind Crew Door, high. -Gauge Locations = (1) Officer's side of Cab, behind Crew Door, high. -Gauge Locations = (1) Rear of Body, top left corner, below Kochek suction hose storage.
WATER TANK			
404	83525200	1	WATER TANK BRAND, UPF
405	83590005	1	WATER TANK, 1000 GAL, POLY
BODY			
406	88888888	1	**REV-A** **DUPLICATE CALL OUT** SPECIAL ITEM, BLACK OUT PACKAGE
407		1	**REV-A** **CLAR NOTES, Chassis Components: -Front Bumper Treadplate Top. (Raptor Traction) -Front Bumper Lid and Handle. (Raptor Traction) -1" Lip around Bumper Storage Well. (Raptor Traction) -Mirror Housings (2). (Raptor) -Air Horns. (Order Black from Vendor) -Exterior Grab Handrails (4). (Raptor Traction) -Lower Grip Strut Cab Steps (4). (Raptor Traction) -Cab Fenderettes (2). (Raptor) -Hub Covers (Single Axle). (Order Black from Vendor) -Lug Nut Covers (Single Axle). (Order Black from Vendor) Pump Module Components: -Dunnage Panel Sides (2). (Raptor) -Pump Module Running Boards (Top, Sides, Bottom, All Surfaces) (2). (Raptor Traction) -Running Board Troughs (Top, Sides, Bottom, All Surfaces) (2). (Raptor) Body Components: -Front Body Treadplate Panels; (2) Outboard Vert., (1) Inboard Hor. (Raptor) -Body Handrails (2). (Raptor Traction) -Top Body Treadplate Panels (2). (Raptor Traction) -Body Rub Rails (4). (Raptor) -Rear Body Treadplate (Above A1). (Raptor) -Tailboard (Top, Sides, Bottom, All Surfaces). (Raptor Traction) -Fixed Steps Rear of Body (4). (Raptor Traction) -License Plate Bracket. (Raptor) -Body Fenderettes (2). (Order Black from Vendor) -Front Body Fold-Down Steps (3) each side. (Order Black from Vendor)
408	80029900	1	BODY SUBFRAME, PUMPER/TANKER

Line	Item #	Qty	Item Description/Comments
409	88888888	1	SPECIAL ITEM, BODY S4M RES 31/53 ELEC LAD RACK
410			<p>**REV-A** **CLAR NOTES, -Area above A1 to be treadplate. -Customer would like the body side metal and the top suction hose trough to be inline, so it isn't sticking above the body side metal. -This had to be raised on the 2-D drawing, engineering to adjust accordingly. -TBD@Engineering.</p>
BODY COMPARTMENTS			
			<div style="border: 1px solid black; padding: 10px;"> <p style="text-align: center;">Standard Verbiage for locations of Outlets and other components in Body compartments</p> <div style="display: flex; justify-content: space-between;"> <div style="border: 1px solid black; padding: 5px;"> <p style="text-align: center;">INBOARD OUTBOARD</p>  <p style="text-align: center;">INBOARD OUTBOARD</p> <p style="text-align: right;">TOP VIEW</p> </div> <div style="border: 1px solid black; padding: 5px;"> <p style="text-align: center;">Legend</p> <p>Inboard— Toward center of truck / frame rails</p> <p>Outboard— Toward compartment doors</p> <p>Left/Right wall— Looking at compartment, wall which is to your left or right</p> </div> </div> <div style="border: 1px solid black; padding: 5px; margin-top: 10px;">  <p style="text-align: right;">SIDE VIEW</p> </div> </div>
411	88888888	1	<p>**REV-A** **DUPLICATE CALL OUT** SPECIAL ITEM, BLACK OUT PACKAGE</p>
412		1	<p>**REV-A** **CLAR NOTES, Chassis Components: -Front Bumper Treadplate Top. (Raptor Traction) -Front Bumper Lid and Handle. (Raptor Traction) -1" Lip around Bumper Storage Well. (Raptor Traction) -Mirror Housings (2). (Raptor) -Air Horns. (Order Black from Vendor) -Exterior Grab Handrails (4). (Raptor Traction) -Lower Grip Strut Cab Steps (4). (Raptor Traction) -Cab Fenderettes (2). (Raptor) -Hub Covers (Single Axle). (Order Black from Vendor) -Lug Nut Covers (Single Axle). (Order Black from Vendor)</p> <p>Pump Module Components: -Dunnage Panel Sides (2). (Raptor) -Pump Module Running Boards (Top, Sides, Bottom, All Surfaces) (2). (Raptor Traction) -Running Board Troughs (Top, Sides, Bottom, All Surfaces) (2). (Raptor)</p> <p>Body Components:</p>

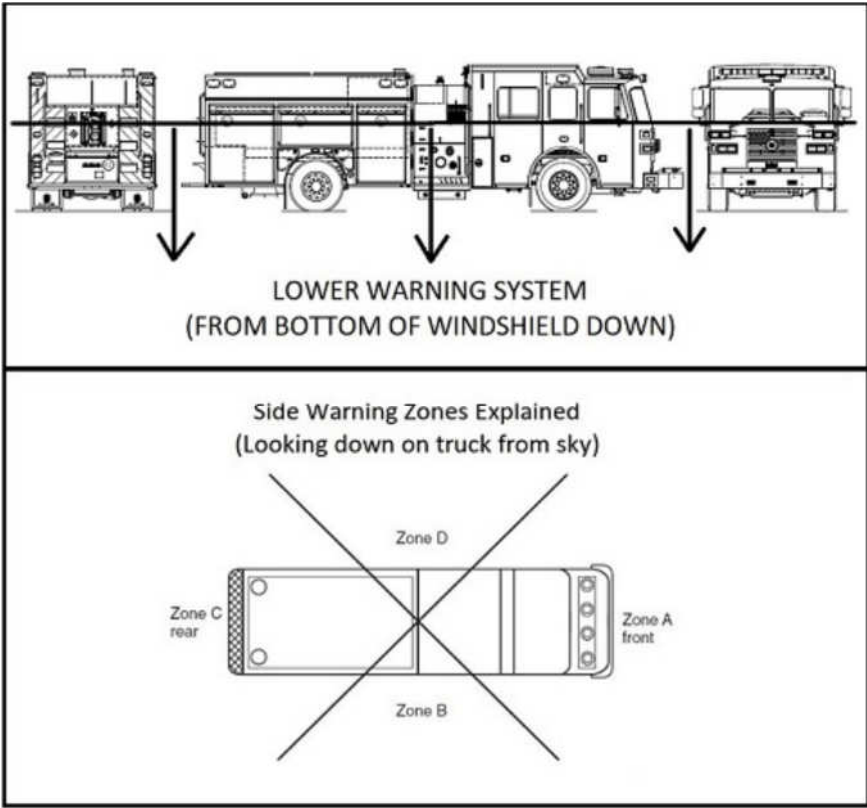
Line	Item #	Qty	Item Description/Comments
			-Front Body Treadplate Panels; (2) Outboard Vert., (1) Inboard Hor. (Raptor) -Body Handrails (2). (Raptor Traction) -Top Body Treadplate Panels (2). (Raptor Traction) -Body Rub Rails (4). (Raptor) -Rear Body Treadplate (Above A1). (Raptor) -Tailboard (Top, Sides, Bottom, All Surfaces). (Raptor Traction) -Fixed Steps Rear of Body (4). (Raptor Traction) -License Plate Bracket. (Raptor) -Body Fenderettes (2). (Order Black from Vendor) -Front Body Fold-Down Steps (3) each side. (Order Black from Vendor)
413	81165705	1	UNISTRUT TRACK IN COMPTS
414	80230600	1	DOOR SILL PROTECTION, BODY COMPTS, PROTEC, CLEAR FILM
415	80230650	1	**REV-A** DOOR SILL PROTECTION, REAR COMPT, NOT PROVIDED
416	80290006	1	COMPT DOORS, HINGED, ALUM, PAINTED
417		1	**ENG Painted Job Color, Red.
418	80225200	1	REAR COMPT DOOR (A1) HINGED, ALUM, PAINTED
419		1	**REV-A** **CLAR NOTES, -Painted Job Color, Red. -(1) STS Chain mounted on interior of each door to make sure the doors don't swing out too wide and collide with rear body fixed steps.
420	88888888	1	**REV-A** SPECIAL ITEM, A1 COMPARTMENT HOSE ROLLERS FOR BOOSTER REEL
421		1	**REV-A** **CLAR NOTES, -There be (2) long horizontal rollers and (2) short vertical rollers mounted on a horizontal aluminum bar at the front the of the A1 compartment. -The rollers will be built from (2) Hannay FH3 Roller Guides. -The horizontal bar will be adjustable and will be mounted on Unistrut tracks. -The rollers will create a box around the booster reel hose to guide it as it is in use. -The rewind button will be mounted on top of the horizontal bar on the right side of the compartment.
422	80230300	1	COMPT INTERIOR FINISH, SMOOTH
423	80230400	1	HINGED COMPT DOORS INTERIOR FINISH, SMOOTH
424	80230450	1	HINGED REAR COMPT DOOR INTERIOR FINISH, SMOOTH
425	84531220	1	COMPT LIGHTING, FEDERAL SIGNAL COMPLEX LED LIGHT STRIPS, 2 PER COMPT
426		1	**REV-A** **ENG Light color = Red LED.
BODY EXTERIOR			
427	81390000	1	HOSEBED, REMOVABLE ALUM FLOORING

Line	Item #	Qty	Item Description/Comments
428		1	**REV-A** **CLAR NOTES, -Hosebed Hose Load Req. = -500' of 2.5". (Triple Stack) -1000' of 5". (Quadruple Stack) -400' of 1.75" (Triple Stack)
429	81330123	1	LOWER HOSEBED 8 INCHES, FULL WIDTH
430	81410200	1	COVER, ALUMINUM 2 PC, MAIN HOSE BED
431	81331155	1	ALUM HOSEBED COVER SUPPORT, REMOVABLE REAR
432	81431200	1	REAR HOSEBED COVER, VINYL
433		1	**REV-A** **ENG Hosebed Cover Color = Black.
434	81440201	1	COVER FASTENERS, BUNGIE CORDS WITH RED TAB
435		1	**REV-A** **CLAR NOTES, -(1) Piece of Vinyl for each half of the rear Hosebed. -Fixed on Hosebed Cover Doors so that covers are moved up and out of the way when the doors are opened. -Bungies on the bottom. -Vinyl Covers will Velcro together at the center.
436	81330302	1	HOSE BED DIVIDERS, ADJ (2)
437	81332020	1	HOSEBED LIGHTING, FRONT, FEDERAL SIGNAL COMPLEX LED LIGHT STRIP
438		1	**REV-A** **ENG Light Color = Red LED.
439	81332120	1	HOSEBED LIGHTING, SIDES, FEDERAL SIGNAL COMPLEX LED LIGHT STRIPS
440		1	**REV-A** **ENG Light Color = Red LED.
441	81911100	1	HANDRAILS, HANSEN BACKLIT
442		1	**REV-A** **ENG Light Color = Red LED.
443	82290010	1	STEPS, FRONT BODY, IC FOLD DOWN W/LIGHT
444		1	**REV-A** **ENG Light Color = Red LED.
445	82390001	1	STEPS, REAR BODY (14x11 & 14x8)
446		1	**CLAR NOTES, -(2) on Driver's side. -(2) on Officer's side.
447	82521500	1	RUB RAILS, BLACK POLY UHMW
448	83089500	1	ALUMINUM TREADPLATE (PRG2)

Line	Item #	Qty	Item Description/Comments
449	88888888	1	SPECIAL ITEM, 18" TAILBOARD
450	83030315	1	REAR STEP/TAILBOARD CORNERS, 45 DEGREE
451	80290052	1	10 SCBA CYLINDER COMPTS (3 TRIPLE-FMI, 1 SINGLE-SIG4)
452		1	**ENG A triple bottle compartment cannot be located on the driver's side behind rear axle.
453	80290210	1	DIVIDER FOR (1) TRIPLE SCBA COMPARTMENT
454		1	**REV-A** **CLAR NOTES, -Draeger Bottle Diameter = 6.06". -Divider Location = Triple SCBA Compartment on Driver's side, forward on rear fender. -Divider to split compartment into thirds.
455	80290310	1	DOOR FINISH, BRUSHED STAINLESS, SINGLE/DOUBLE SCBA COMPT (1)
456	80290420	3	DOOR FINISH, BRUSHED STAINLESS, TRIPLE SCBA COMPT (3)
457	88520100	1	SUCTION HOSE, (2) 10' SECT 6" KOCEK LIGHTWEIGHT
458		1	**ENG On top of Driver's side body compartments.
459	88540100	1	SUCTION HOSE MOUNTING, DIAMOND PLATE TROUGHS
460	88550300	1	STRAINER NOT PROVIDED
461	83030710	1	REAR FENDERS, ALUMINUM SMOOTH PAINTED
462		1	**ENG Painted Job Color, Red.
463	89011500	1	ALCO-LITE PEL-24 24'2 SEC & PRL-14 14' ROOF & 10' FOLDING
464	89510100	1	ZIAMATIC QUIC-LIFT ELECTRIC LADDER RACK
465		1	**REV-A** **CLAR NOTES, -PEL-24 24' 2-Section. -PRL-14 14' Roof.
466	88888888	1	**REV-A** SPECIAL ITEM, MOUNT 10' FOLDING LADDER AND PIKE POLES BELOW LADDER RACK
467		1	**REV-A** **CLAR NOTES, -Mount 10' Folding Ladder below ladder rack. -Mount (2) Pike Poles in tubes below ladder rack. -Match HS-5982 Karns, TN. -See Reference Photo #06 on the shared drive.
468	89530250	1	LADDER RACK ALARM, LEO LA20
ELECTRICAL			
469	88888888	1	**REV-A** SPECIAL ITEM, 12 VOLT, 6 TERMINAL FUSE BLOCKS IN ALL SIDE BODY COMPARTMENTS


Line	Item #	Qty	Item Description/Comments
470		1	<p>**REV-A** **CLAR NOTES, -12V battery hot power will be supplied to each compartment. -There will be a 6-circuit fuse block mounted on the inboard wall of each compartment. -The fuse blocks will be mounted in the top left corners on the Driver's Side body compartments and the top right corners on the Officer's Side body compartments. -Each block will be rated for 20 amps. -Reference HS-7047 Independence, MI. -See Reference Photo #07 on shared drive.</p>
471	84550110	1	LICENSE PLATE BRACKET W/ LIGHT, LED
472		1	**ENG Mounted on rear of body, Driver's Side, in between the 14x11 and 14x8 steps.
473	84511100	1	BODY ELECTRICAL DESCRIPTION
474	84520000	1	BACK UP ALARM, ECCO SA917
475	88888888	1	<p>**REV-A** SPECIAL ITEM, TAILLIGHTS, SOUNDOFF SIGNAL 6X4 SERIES, LED STOP/TAIL/TURN/REVERSE QUAD HOUSING (PAIR)</p>
476		1	<p>**REV-A** **CLAR NOTES, -Taillight Housing Paint Color = Matte Black. -SoundOff Signal Taillight Housing = #PMP7BZL04C (2). -SoundOff Signal Turn Light = #EMPSB0C9C-A (2). -SoundOff Signal Reverse Light = #EMPSB0C9A-W (2). -SoundOff Signal Brake Light = #EMPSB0C9B-R (2)</p>
477	85110100	1	ICC LIGHTS, LED
478	88888888	4	<p>**REV-A** SPECIAL ITEM, TECNIQ EON MINI STEP LIGHT, RED LED (4)</p>
479		1	<p>**REV-A** **CLAR NOTES, -Light Color = Red LED. -Standard mounting location, above and outboard of rear body steps, facing steps at a 45 DEG angle.</p>
480	88888888	2	<p>**REV-A** SPECIAL ITEM, PUMP PANEL LIGHT, MPOWER ORV 4" FASCIA SPOTLIGHT W/SCREW MOUNT - RTL-EMPS20001-W (2)</p>
481		1	<p>**REV-A** **ENG Mounted on the front end of the body, low, (1) facing each side of the pump panel.</p>
482	85710010	1	<p>**REV-A** UNDERCARRIAGE GROUND LIGHTS, TRUCK-LITE #44042C LED</p>
483	86520300	1	REAR WORK LIGHTS, (2) FIRETECH WL-2000-F-B, LED
484		1	<p>**REV-A** **CLAR NOTES, -Black Housings. -Switched in Cab, Overhead Console 1, "Work Lights". -Switched on Driver's Side Pump Panel, "Work Lights". -Wired to reverse.</p>

Line	Item #	Qty	Item Description/Comments
485	86600000	1	<p>OPTICAL WARNING SYSTEM, UPPER (PUMPER)</p> <p>UPPER WARNING SYSTEM (FROM BOTTOM OF WINDSHIELD UP)</p> <p>Side Warning Zones Explained (Looking down on truck from sky)</p> <p>Zone C rear</p> <p>Zone D</p> <p>Zone B</p> <p>Zone A front</p>
486	88888888	3	<p>**REV-A** SPECIAL ITEM, SOUNDOFF SIGNAL CUSTOM LIGHTBAR - #ENNLB00TAD-28Y (3)</p>
487	88888888	1	<p>**REV-A** SPECIAL ITEM, UPPER ZONE A LIGHTBAR, CUSTOM CONFIGURATION</p>
488		1	<p>**REV-A** **CLAR NOTES, -Zone A, Upper Lightbar Custom Configuration = Three light bars. -(2) rear corner red/white LED modules, (2) outward-facing red/white LED modules, (2) front corner red/white LED modules, and (2) forward-facing red/white LED modules. -All clear outer lenses.</p>

Line	Item #	Qty	Item Description/Comments
			-Light bars to be installed on the cab roof as far forward as possible with (2) 5" Headache Rack Mount Brackets each - #PNFLBK13 (6). -Outer light bars installed at a 45-degree angle to the center light bar.
489	86699999	1	UPPER WARNING LIGHTS, ZONE B (OFFICER'S SIDE), COVERED BY ZONES A & C
490	88888888	2	**REV-A** SPECIAL ITEM, UPPER WARNING LIGHTS, ZONE C (REAR), SOUNDOFF SIGNAL NROADS LOW DOME 9-32V BEACON - #ENRBC000PV (2)
491		1	**REV-A** **CLAR NOTES, -Zone C, Upper Rear Beacon Color/Details = Red LED/Clear Lenses. -Install Beacons as low as possible to comply with maximum height.
492	86899999	1	UPPER WARNING LIGHTS, ZONE D (DRIVER'S SIDE), COVERED BY ZONES A & C
493	87100000	1	OPTICAL WARNING SYSTEM, LOWER (PUMPER)
			 <p>LOWER WARNING SYSTEM (FROM BOTTOM OF WINDSHIELD DOWN)</p> <p>Side Warning Zones Explained (Looking down on truck from sky)</p> <p>Zone D</p> <p>Zone C rear</p> <p>Zone B</p> <p>Zone A front</p>
494	88888888	4	**REV-A** SPECIAL ITEM, LOWER WARNING LIGHTS, ZONE A (FRONT), SOUNDOFF SIGNAL MPOWER 6X4, CHROME SINGLE BEZEL - #EMPSB0C96-R (4)
495		1	**REV-A** **CLAR NOTES, -Zone A, Lower Warning Light Color, Lens Color, Details = Red LED/Clear Lenses/Chrome Flanges. -Chrome Bezels = #PMP7BZL01C (4).
496	87811130	1	LOWER, ZONE A - MOUNTING LOCATION (DUAL HOUSINGS)

Line	Item #	Qty	Item Description/Comments
497		1	**ENG Zone A, Lower - Front, Mounting Location = (2) Warnings in top headlight housing, each side.
498	88888888	1	**REV-A** SPECIAL ITEM, LOWER WARNING LIGHTS, ZONE B (OFFICER'S SIDE), SOUNDOFF SIGNAL MPOWER 6X4 (QTY 1), FASCIA 4X2 (QTY 2)
499		1	**REV-A** **CLAR NOTES, -(1) mPower 6x4 on side of headlight housing, details = Red LED/Clear Lens/Chrome Flange. -Chrome Flange = #PMP7BZL01C (1). -(1) mPower Fascia 4x2 on fender centered above rear axle, details = Red LED/Clear Lens/Chrome Flange. -Chrome Flange = #PMPSABZ02C (1). -(1) mPower Fascia 4x2 in rub rails towards the rear of body, details = Red LED/Clear Lens/Black Flange. -Black Flange = #PMPSABZ02B (1).
500	87812110	1	LOWER, ZONE B - MOUNTING LOCATION (PUMPERS, TANKERS, RESCUES)
501		1	**REV-A** **CLAR NOTES, -Zone B, Lower Officer's Side, Mounting Location = -(1) Warning light near the front corner of the apparatus, #EMPSB0C96-R (1). (SoundOff Signal mPower 6x4 on side of headlight housing) -(1) Warning light on the rear fender, #EMPSA05BW-R (1). (SoundOff Signal mPower Fascia 4x2 on rear fender, centered above rear axle) -(1) Warning light near the rear corner of the apparatus, #EMPSA05BW-R (1). (SoundOff Signal mPower Fascia 4x2 below R3 compartment, in rub rail, towards the rear) -Reference Shop Order Drawing for lights and placement.
502	88888888	2	**REV-A** SPECIAL ITEM, LOWER WARNING LIGHTS, ZONE C (REAR), SOUNDOFF SIGNAL MPOWER 6X4, CHROME SINGLE BEZEL - #EMPSB0C96-R (2)
503		1	**REV-A** **ENG Zone C, Lower Rear Warning Light Color, Lens Color, Details = Red LED/Clear Lenses.
504	88888888	1	**REV-A** SPECIAL ITEM, LOWER WARNING LIGHTS, ZONE D (DRIVER'S SIDE), SOUNDOFF SIGNAL MPOWER 6X4 (QTY 1), FASCIA 4X2 (QTY 2)
505		1	**REV-A** **CLAR NOTES, -(1) mPower 6x4 on side of headlight housing, details = Red LED/Clear Lens/Chrome Flange. -Chrome Flange = #PMP7BZL01C (1). -(1) mPower Fascia 4x2 on fender centered above rear axle, details = Red LED/Clear Lens/Chrome Flange. -Chrome Flange = #PMPSABZ02C (1). -(1) mPower Fascia 4x2 in rub rails towards the rear of body, details = Red LED/Clear Lens/Black Flange. -Black Flange = #PMPSABZ02B (1).
506	87814110	1	LOWER, ZONE D - MOUNTING LOCATION (PUMPERS, TANKERS, RESCUES)
507		1	**REV-A** **CLAR NOTES, -Zone D, Lower Driver's Side, Mounting Location = -(1) Warning light near the front corner of the apparatus, #EMPSB0C96-R (1). (SoundOff Signal mPower 6x4 on side of headlight housing) -(1) Warning light on the rear fender, #EMPSA05BW-R (1). (SoundOff Signal mPower Fascia 4x2

Line	Item #	Qty	Item Description/Comments
			on rear fender, centered above rear axle) -(1) Warning light near the rear corner of the apparatus, #EMPSA05BW-R (1). (SoundOff Signal mPower Fascia 4x2 below L3 compartment, in rub rail, towards the rear) -Reference Shop Order Drawing for lights and placement.
508	88888888	2	**REV-A** SPECIAL ITEM, ADDITIONAL WARNING LIGHTS, SOUNDOFF SIGNAL MPOWER FASCIA 4X2 W/SCREW MOUNT - #EMPSA05BW-R (2)
509		1	**REV-A** **CLAR NOTES, -Warning Light Details = Red LED/Clear Lenses/Black Flanges. -Black Bezel = #PMPSABZ02B (2). -(1) Each side on the front bumper, in the pocket above the ICC light. -Reference Shop Order Drawing for lights and placement.
510	88888888	2	**REV-A** SPECIAL ITEM, ADDITIONAL WARNING LIGHTS, SOUNDOFF SIGNAL MPOWER 6X4, CHROME SINGLE BEZEL - #EMPSB0C96-R (2)
511		1	**REV-A** **CLAR NOTES, -Warning light details = Red LED/Clear Lenses/Chrome Flanges. -Chrome Bezel = #PMP7BZL01C (2). -(1) Mounted on each side of the cab, centered above the front axle. -Reference Shop Order Drawing for lights and placement.
512	88888888	10	**REV-A** SPECIAL ITEM, SOUNDOFF SIGNAL TRACER LIGHTING, FASCIA 4X2 W/SCREW MOUNT DUAL COLOR RED/WHITE - #EMPSA05BY-D (10)
513		1	**REV-A** **CLAR NOTES, -Red & White LEDs/Clear Lenses/Black Flanges. -Black Bezels = #PMPSABZ02B (10). -(2) LEDs to be mounted in each of the forward rub rails, spaced apart evenly. -(3) LEDs to be mounted in each of the rear rub rails, spaced apart evenly. -Switched in Cab, Overhead Console Position 1, "Master Emergency".
514	88888888	1	**REV-A** SPECIAL ITEM, TRAFFIC ADVISOR, SOUNDOFF SIGNAL MPOWER 6 MODULE TRAFFIC CONTROLLER W/MOUNTING BRACKET - #EMPTC06A
515		1	**REV-A** **CLAR NOTES, -Mounting Location = Centered on rear of Body, above A1 compartment. -Traffic Advisor Control Head, #ETSWDAS01 (1). -Control Head Mounting Location: Overhead Console Position 5.
516	88393000	1	SCENE LIGHTS, FIRETECH 30K LUMENS, 12V LED, 72" 3-PIECE BROW, FT-B-72-ML-3PKIT-* (1)
517		1	**REV-A** **CLAR NOTES, -Black Housing and Black Bracket. -ICC Lights Integrated in Brow = Yes. -Switched in Cab, Overhead Console 1 and Lower Console 5, "Front Scene". -Switched on Driver's Side Pump Panel, "Front Scene".
518	86538700	1	**REV-A** SCENE LIGHTS, FIRETECH, 20.26", 12V LED, SEMI-RECESSED, 30 LED, FT-MB2.15-CPREC (PAIR)
519		1	**REV-A** **CLAR NOTES,

Line	Item #	Qty	Item Description/Comments
			-Light Head Housing: Black. -(1) Each side of cab, in raised roof portion, above EMS door. -Switched in Cab, Overhead Console 1 and Lower Console 5, "Left Scene", "Right Scene". -Switched on Driver's Side Pump Panel, "Left Scene", "Right Scene".
520	88393052	2	**REV-A** SCENE LIGHT, FIRETECH GUARDIAN ELITE 20K, 12V LED, SURFACE MOUNT, FT-GESM
521		1	**REV-A** **CLAR NOTES, -Light Head Housing: Black. -(1) Each side of body side metal, top front corners. -Switched in Cab, Overhead Console 1 and Lower Console 5, "Left Scene", "Right Scene". -Switched on Driver's Side Pump Panel, "Left Scene", "Right Scene".
522	88399940	8	**REV-A** ADDITIONAL SWITCH, 3-WAY FOR 12V LIGHTS (EA) (8)
523		1	**REV-A** **CLAR NOTES, -Lower Console Position 5, "Front Scene", "Left Scene", "Right Scene", "Work Lights". -Switched on Driver's Side Pump Panel, "Front Scene", "Left Scene", "Right Scene", "Work Lights". -Innovative Controls Switch Cluster with LED indicators.
PAINT & FINISH			
524	89910000	1	CORROSION REDUCTION PROGRAM (SPECS)
525	90010020	1	PAINT SCHEME
526	90030010	1	TWO TONE CAB & BODY
527		1	**CLAR NOTES, -Cab Paint Break: Option #1. -Body Paint Break: Down to body drip rails.
528	90029910	1	PAINT BREAK #1 - BOTTOM OF WINDSHIELD
			
529		1	**ENG Upper Color for Two Tone Paint = Black.
530		1	**ENG Lower Color for Two Tone Paint = Red.
531	90030154	1	PAINT FRAME RAILS & BODY REAR DROP - BLACK

Line	Item #	Qty	Item Description/Comments
532	90030190	1	TEXTURED FRAME RAIL COATING
533	90030015	1	A/C CONDENSER PAINTED ROOF COLOR
534		1	**ENG Note Paint AC Condenser Color = Black.
535	90510150	1	3" LETTERING, SCOTCHLITE, UP TO 40
536	90530220	40	ADDITIONAL 6" SCOTCHLITE LETTERS (EACH) (40)
537	90530305	1	BASIC 22KT GOLD FIRE DEPT EMBLEMS (Pair)
538	90610200	1	6" SCOTCHLITE STRIPE AROUND TRUCK
539	90630501	1	ONE PIECE "Z" STRIPE (OVER 11-3/4")
540	90630100	2	1" SCOTCHLITE STRIPE ABOVE OR BELOW - EACH (2)
541	90680120	1	CHEVRON STRIPING, REAR BODY OUTBOARD, REFLEXITE
542		1	**REV-A** **ENG Reflective Striping Color = Job Color Red and Job Color Black.
EQUIPMENT			
543	91010000	1	MISC EQUIP - (1) PINT TOUCH-UP PAINT, STAINLESS STEEL NUTS & BOLTS
544	91030700	1	ZIAMATIC SAC-44 FOLDING WHEEL CHOCKS (PAIR) MTD W/ SQCH-44H HOLDERS
545		1	**ENG Wheel Chock Mounting Locations = (1) Under L1 Compartment and (1) under L3 Compartment.
COMPLETION & WARRANTY			
546	99010000	1	MANUALS (1-PRINTED & 1-USB) WITH DVD
547	99520110	1	WARRANTY, ONE YEAR
548	99521100	1	WARRANTY, FRAME, LIFETIME
549	99521200	1	WARRANTY, CAB STRUCTURAL, 10 YR.
550	99521300	1	WARRANTY, BODY STRUCTURAL, 10 YR.
551	99521400	1	WARRANTY, PAINT, 10 YR.
552	99521900	1	WARRANTIES, MAJOR VENDOR COMPONENTS